



# Find your workmate



# Find Your workmate

## WE HAVE BEEN THE WORKERS' BEST MATE FOR 30 YEARS

Our mission is to make everyday life easier for each and every worker who has to handle and/or move material. We want to be a strong and stable workmate who is always there to back you up. Our products make the working day not only simpler, but also safer and easier on your back, knees and arms.

Comprising around 1,800 standard products, the "Your workmate" range can handle the majority of requirements on the market. All our trolleys are in stock and will be shipped out within two working days after receiving your order. If you have specific wishes and needs, we can certainly accommodate them as well.

## FIND YOUR WORKMATE

There are several ways to find the right product for your business. The facing page presents three simple routes into our range of trolleys.

For detailed information about all our trolleys, visit **[www.kongamek.com](http://www.kongamek.com)**. Our website features information in eleven languages, and you can search by product category or sector. Can't find what you're looking for? Please do not hesitate to contact us.

*Your workmate, Kongamek*



## HOW TO FIND YOUR WAY AROUND THE CATALOGUE



### FIND WHAT YOU'RE LOOKING FOR WITH WORKMATE NAVIGATOR

This catalogue is divided into product categories to make it easy for you to find precisely the type of trolley you are looking for. Use the tab on the last page of the catalogue – Your workmate navigator – to turn quickly to the right product in our range. Each of our 25 product categories has its own symbol, and we use these same symbols in all our information channels. This helps you recognise the different products in our range.

### WHEN YOU KNOW THE ITEM NUMBER YOU NEED

If you already know the item number of the product you are looking for, turn to the index, at the back in the catalogue where you will find all the item number in numerical order.



### THE RIGHT PRODUCT FOR YOUR SECTOR

At first glance, the differences between two products might seem small. However, for the people who actually work with the trolleys, even small details can make a big difference. Each trolley is labelled with a symbol indicating the sector(s) to which it is particularly well-suited. If you are looking for a product designed for a specific type of business, visit **kongamek.com** and select your sector.

### CAN'T FIND WHAT YOU'RE LOOKING FOR?

Send an email to **info@kongamek.se** or call us on  
**+46 10-130 66 00.**

# We keep the castors turning all over Europe

KONGAMEK PRODUCTS ARE USED THROUGHOUT EUROPE. OUR BROAD NETWORK OF RETAILERS HELPS US PROVIDE CUSTOMERS WITH THE BEST POSSIBLE SERVICE. OUR AIM IS ALWAYS TO SHIP WITHIN TWO DAYS OF A CUSTOMER PLACING AN ORDER. IN ORDER TO MEET THE DEMANDS OF EVERY MARKET, OUR WEBSITE – **KONGAMEK.COM** – PUBLISHES INFORMATION IN 11 LANGUAGES.



## SWEDISH ENGINEERING

Kongamek is born of authentic Swedish industrial traditions. All areas of the business are distinguished by advanced technological know-how, a high degree of automation, and top quality in every area.



## 5-YEAR WARRANTY ON ALL TROLLEYS

We want customers to feel confident in dealing with Kongamek. We know that our products deliver on our promises, which is why we offer a 5-year warranty on all trolleys.



## EASY TO FIND ASSISTANCE

Our customer service department can always help during office hours. And if you need assistance at other times – and cannot find the answers on our website – you can email us at **info@kongamek.se** and we'll get back to you the following working day.

## EXPLANATION OF SYMBOLS USED IN OUR PRODUCT RANGE FUNCTION SYMBOLS


### FUNCTION SYMBOLS



Delivered unassembled in a flat pack



Wheels with brakes



Stackable



Flat-free wheels



Watch product videos on our website



CE label

### SECTOR SYMBOLS



Cleaning & Environment



Healthcare



Kitchens & Serving



Office & Conference



Schools & Childcare



Stainless



Construction



Industry & Workshops



Warehouse & Logistics



Outdoor



Shop & Commerce



ESD

# Customised trolleys in a few weeks

Our target is to always be able to offer a competitive transport solution. If you cannot find what you need in our standard “Your workmate” range, we will be happy to design a customised trolley.

This could involve everything from adapting the distance between shelves, adding special castors, or changing the colour, to developing special solutions for tipping and locking functions, load capacity and articulated designs. As workmates, we do everything we can to solve customers’ problems – no matter what the challenge may be.

Our ambition is to be fast and attentive. From the time you approve our drawing, we need approx. 4–6 weeks to complete your customised trolley. Our short lead times are possible thanks to our flexible organisation, extensive experience and the broad range of standard and customised products that serves as our base.

## WE HELP YOU EVERY STEP OF THE WAY TO FINISHED PRODUCT

To request a customised product, simply visit our website or contact your sales representative.

If you have any questions about customised solutions, contact our design department. You can contact our Internal sales department on **+46 10 130 66 00** or by email to **special@kongamek.se**.

# When you have special requirements

## STAINLESS

Kongamek supplies a wide range of stainless trolleys in several corrosivity categories as defined in ISO 9223. These trolleys span everything from the economical KM 18/0 models (C2) to the more corrosion-resistant KM 18/8 range, and our fully welded trolleys (C3), which are built to meet the stringent demands of professional environments such as restaurant kitchens, hospitals and the food industry. All production of stainless trolleys is carried out in separated manufacturing processes. By using advanced welding technology and quality assured materials, we make sure that our trolleys meet all requirements on function, durability and hygiene. These trolleys are supplied with a 5-year warranty.



### STAINLESS TROLLEYS AND ISO 9223 CORROSION CLASSIFICATION

Examples of environments where corrosion-classified, stainless trolleys of the appropriate quality come into their own

Category	Corrosivity	Indoor use, example	Outdoor use, example	Stainless steel quality
C1	Very low	Offices, schools, museums	Dry or cold zones: Central Arctic, Antarctic, some desert areas	4016, 4521, 4307, 4372, LDX 2101®
C2 KM 18/0	Low	Unheated warehouses, sports halls	Temperate zones: Industrial areas and small towns. Dry or cold zones: Desert areas and subarctic regions	4016, 4521, 4307, 4372, LDX 2101®
C3 KM 18/8 KM fully welded stainless steel	Medium	Food industry, laundries, breweries, dairies	Temperate zones: Urban environments and coastal areas with low levels of chloride deposits. Subtropical and tropical zones: Areas with low pollution	4521, 4301, 4404, LDK 2101®, 2304
C4	High	Industrial process facilities, swimming pools	Temperate zones: Polluted urban environments, coastal areas without splashing and exposure to de-icing salts. Subtropical and tropical zones: Areas with medium pollution	4404, 4438, 4439, 904L, 254 SMO®, 4565, 2304, 2205, 2507

Kongamek stainless trolleys made of 18/0 material match category C2.

Kongamek stainless trolleys made of 18/8 material match category C3.

All fully welded Kongamek stainless trolleys made of EN 1.4301 material match category C3.

On request, Kongamek manufactures C4 category trolleys using EN 1.4404 material.



## STATIC ELECTRICITY (ESD)

Many activities – especially those involved in manufacturing electronics – require protection against static electricity when handling and moving materials. To cover these needs, Kongamek has a category of products approved for use in ESD-protected environments.



## HEAVY LOADS

We have developed a broad selection of trolleys specially adapted to handle the really heavy jobs. In addition to featuring a robust and hard-wearing design, these trolleys are highly manoeuvrable and built to handle loads weighing from 500 kg and upwards. The choice of wheels, treads and wheel positioning have all been optimised to ensure the trolley keeps running smoothly, despite the weight of the load. The maximum load is stated for each trolley in the catalogue.

# Ergonomics and safety in focus

Everyone has the right to a safe and secure workplace. This is one of the cornerstones of the "Your workmate" concept and a consideration that permeates all product development work here at Kongamek.

We want our products to be more than something that just gets the job done – they should also be designed in an ergonomically correct and safe manner. We want to be the best in the business in this area, which is why we have chosen to challenge ourselves by placing great emphasis on ergonomics in a new range of products.

Ergonomics has to do with meeting people's needs and living up to their expectations. No two people are exactly alike, and conditions vary from one workplace to the next. This means that the tools we use must be just as flexible and adaptable as the people who use them. The knowledge we have built up over the past 30 years from interacting with our customers is helping us to develop safer, more secure solutions that give each and every worker the chance to enjoy a long working life.

## INNOVATION WITH CONSIDERATION



Talk to us if you would like to find out more about our approach to ergonomics and the work environment.

# Choose the right workmate

THE "YOUR WORKMATE" RANGE FEATURES 1,800 STANDARD PRODUCTS THAT COVER DIFFERENT NEEDS AT THE WORKPLACE. TO FIND THE RIGHT TROLLEY FOR YOUR PARTICULAR BUSINESS, START WITH THE SIMPLE GUIDE BELOW.



## CASTORS

The castors are the most important component of the trolley. The choice of castor affects not only load capacity, but also manoeuvrability and noise level. As a rule of thumb, the heavier the load you have to transport, the bigger and coarser the castors you will need.

### ASK YOURSELF:

- How much weight does the trolley need to carry?
- What surface(s) will the trolley be operating on?
- Will the trolley be used indoors or outdoors?



## MATERIALS

Give some thought to how and where you will be using the trolley, and whether there are any special requirements you need to take into account in the work environment. For example, you may need a robust, hard-wearing steel model, or a stainless trolley that meets the hygiene requirements in a restaurant setting.

### ASK YOURSELF:

- What is the trolley to be used for?
- In what environment(s) will you be using it?
- Do any special requirements apply to this environment?



## LOAD SURFACE

The type of load to be transported affects the need for space, stability and adaptability on the trolley. On some types of trolleys, you can adjust the layout of the shelves. Don't forget that this function may affect the maximum load.

### ASK YOURSELF:

- How heavy of a load does the trolley need to handle?
- Do you need to be able to move or adjust the angle of the shelves?
- Do you need a trolley with walls on one or more sides?

The answers to these questions will help determine the best material for the shelves, walls and edging, and may affect the flexibility of the trolley solution.



## ACCESSORIES

All kinds of accessories are available to help make the working day a little easier for the user. Optimising the trolley function will allow staff to work more efficiently, responsibly and safely. Common accessories include: writing tablets, mesh sides, ladders and shelf dividers.

### ASK YOURSELF:

- Will adding accessories optimise the trolley function?
- Are there any risks to take into account?

If you need help finding the right trolley for your company, please do not hesitate to contact us.

If you cannot find the trolley you are looking for in our standard range, we can help you put together a customised model.





## Deal with waste safely and securely

Here you will find transport aids designed to handle most waste and cleaning needs, both indoors and out. Deal with liquids or flammable waste, in large or small volumes, in a safe and secure manner.



## WASTE TROLLEY 200 L

Powdercoated. Can be fitted with 3 or 4 castors. Castors: 2 fixed 2 swivel. Castors diameter: 200 mm.

PRODUCT	COLOUR	DIMENSIONS (LxWxH)	LOAD	BRAKES
KM143025	Yellow	1220 x 580 x 760 mm	400 kg	No

Optional castors: KM141, KM141-4, KM142, KM142-4, KM143-1, KM143-2, KM143-3, KM143-4, KM144, KM144-1, KM144-2, KM144-3, KM144-4, KM5000, KM5000-1, KM5000-2, KM5000-3, KM5000-4, KM6000, KM6000-1, KM6000-2, KM6000-3, KM6000-4.



## PNEUMATIC WHEELS WASTE TROLLEY 200 L

Powdercoated. Can be fitted with 3 or 4 castors. Castors: 2 fixed 2 swivel. Castors diameter: 260 mm.

PRODUCT	COLOUR	DIMENSIONS (LxWxH)	LOAD	BRAKES
KM143075	Yellow	1220 x 580 x 820 mm	400 kg	No

Optional castors: KM141-4, KM142, KM142-4, KM143-1, KM143-2, KM143-3, KM143-4, KM144, KM144-1, KM144-2, KM144-3, KM144-4, KM5000, KM5000-1, KM5000-2, KM5000-3, KM5000-4, KM6000, KM6000-1, KM6000-2, KM6000-3, KM6000-4.



## HOISTING BRACKETS WASTE TROLLEY 200 L

Powdercoated. Can be fitted with 3 or 4 castors. Castors: 2 fixed 2 swivel. Castors diameter: 200 mm.

PRODUCT	COLOUR	DIMENSIONS (LxWxH)	LOAD	BRAKES
KM143025-L	Yellow	1220 x 580 x 790 mm	400 kg	No

Optional castors: KM141, KM141-4, KM142, KM142-4, KM143-1, KM143-2, KM143-3, KM143-4, KM144, KM144-1, KM144-2, KM144-3, KM144-4, KM5000, KM5000-1, KM5000-2, KM5000-3, KM5000-4, KM6000, KM6000-1, KM6000-2, KM6000-3, KM6000-4.



## HOISTING BRACKETS WASTE TROLLEY 200 L

Powdercoated. Pneumatic wheels. Can be fitted with 3 or 4 castors. Castors: 2 fixed 2 swivel. Castors diameter: 260 mm.

PRODUCT	COLOUR	DIMENSIONS (LxWxH)	LOAD	BRAKES
KM143075-L	Yellow	1220 x 580 x 850 mm	400 kg	No

Optional castors: KM141-4, KM142, KM142-4, KM143-1, KM143-2, KM143-3, KM143-4, KM144, KM144-1, KM144-2, KM144-3, KM144-4, KM5000, KM5000-1, KM5000-2, KM5000-3, KM5000-4, KM6000, KM6000-1, KM6000-2, KM6000-3, KM6000-4.



## WASTE TROLLEY 300 L

Powdercoated. Can be fitted with 3 or 4 castors. Castors: 2 fixed 2 swivel. Castors diameter: 200 mm.

PRODUCT	COLOUR	DIMENSIONS (LxWxH)	LOAD	BRAKES
KM143125	Yellow	1150 x 730 x 850 mm	400 kg	No

Optional castors: KM141, KM141-4, KM142, KM142-4, KM143-1, KM143-2, KM143-3, KM143-4, KM144, KM144-1, KM144-2, KM144-3, KM144-4, KM5000, KM5000-1, KM5000-2, KM5000-3, KM5000-4, KM6000, KM6000-1, KM6000-2, KM6000-3, KM6000-4.



## PNEUMATIC WHEELS WASTE TROLLEY 300 L

Powdercoated. Can be fitted with 3 or 4 castors. Castors: 2 fixed 2 swivel. Castors diameter: 260 mm.

PRODUCT	COLOUR	DIMENSIONS (LxWxH)	LOAD	BRAKES
KM143125	Yellow	1150 x 730 x 910 mm	400 kg	No

Optional castors: KM141-4, KM142, KM142-4, KM143-1, KM143-2, KM143-3, KM143-4, KM144, KM144-1, KM144-2, KM144-3, KM144-4, KM5000, KM5000-1, KM5000-2, KM5000-3, KM5000-4, KM6000, KM6000-1, KM6000-2, KM6000-3, KM6000-4.



## HOISTING BRACKETS WASTE TROLLEY 300 L

Powdercoated. Can be fitted with 3 or 4 castors. Castors: 2 fixed 2 swivel. Castors diameter: 200 mm.

PRODUCT	COLOUR	DIMENSIONS (LxWxH)	LOAD	BRAKES
KM143125-L	Yellow	1150 x 730 x 860 mm	400 kg	No

Optional castors: KM141, KM141-4, KM142, KM142-4, KM143-1, KM143-2, KM143-3, KM143-4, KM144, KM144-1, KM144-2, KM144-3, KM144-4, KM5000, KM5000-1, KM5000-2, KM5000-3, KM5000-4, KM6000, KM6000-1, KM6000-2, KM6000-3, KM6000-4.



## HOISTING BRACKETS WASTE TROLLEY 300 L

Powdercoated. Pneumatic wheels. Can be fitted with 3 or 4 castors. Castors: 2 fixed 2 swivel. Castors diameter: 260 mm.

PRODUCT	COLOUR	DIMENSIONS (LxWxH)	LOAD	BRAKES
KM143175-L	Yellow	1150 x 730 x 920 mm	400 kg	No

Optional castors: KM141-4, KM142, KM142-4, KM143-1, KM143-2, KM143-3, KM143-4, KM144, KM144-1, KM144-2, KM144-3, KM144-4, KM5000, KM5000-1, KM5000-2, KM5000-3, KM5000-4, KM6000, KM6000-1, KM6000-2, KM6000-3, KM6000-4.



## WASTE TROLLEY 400 L

Powdercoated. Can be fitted with 3 or 4 castors. Castors: 2 fixed 2 swivel. Castors diameter: 200 mm.

PRODUCT	COLOUR	DIMENSIONS (LxWxH)	LOAD	BRAKES
KM143225	Yellow	1390 x 740 x 860 mm	400 kg	No

Optional castors: KM141, KM141-4, KM142, KM142-4, KM143-1, KM143-2, KM143-3, KM143-4, KM144, KM144-1, KM144-2, KM144-3, KM144-4, KM5000, KM5000-1, KM5000-2, KM5000-3, KM5000-4, KM6000, KM6000-1, KM6000-2, KM6000-3, KM6000-4.



## PNEUMATIC WHEELS WASTE TROLLEY 400 L

Powdercoated. Can be fitted with 3 or 4 castors. Castors: 2 fixed 2 swivel. Castors diameter: 260 mm.

PRODUCT	COLOUR	DIMENSIONS (LxWxH)	LOAD	BRAKES
KM143275	Yellow	1390 x 740 x 920 mm	400 kg	No

Optional castors: KM141, KM142, KM142-4, KM143-1, KM143-2, KM143-3, KM143-4, KM144, KM144-1, KM144-2, KM144-3, KM144-4, KM5000, KM5000-1, KM5000-2, KM5000-3, KM5000-4, KM6000, KM6000-1, KM6000-2, KM6000-3, KM6000-4.



## HOISTING BRACKETS WASTE TROLLEY 400 L

Powdercoated. Can be fitted with 3 or 4 castors. Castors: 2 fixed 2 swivel. Castors diameter: 200 mm.

PRODUCT	COLOUR	DIMENSIONS (LxWxH)	LOAD	BRAKES
KM143225-L	Yellow	1390 x 740 x 870 mm	400 kg	No

Optional castors: KM141, KM141-4, KM142, KM142-4, KM143-1, KM143-2, KM143-3, KM143-4, KM144, KM144-1, KM144-2, KM144-3, KM144-4, KM5000, KM5000-1, KM5000-2, KM5000-3, KM5000-4, KM6000, KM6000-1, KM6000-2, KM6000-3, KM6000-4.



## HOISTING BRACKETS WASTE TROLLEY 400 L

Powdercoated. Pneumatic wheels. Can be fitted with 3 or 4 castors. Castors: 2 fixed 2 swivel. Castors diameter: 260 mm.

PRODUCT	COLOUR	DIMENSIONS (LxWxH)	LOAD	BRAKES
KM143275-L	Yellow	1390 x 740 x 930 mm	400 kg	No

Optional castors: KM141-4, KM142, KM142-4, KM143-1, KM143-2, KM143-3, KM143-4, KM144, KM144-1, KM144-2, KM144-3, KM144-4, KM5000, KM5000-1, KM5000-2, KM5000-3, KM5000-4, KM6000, KM6000-1, KM6000-2, KM6000-3, KM6000-4.



Hoisting brackets. Castors: 2 fixed 1 swivel with brake. Castors diameter: 400 mm.

PRODUCT	COLOUR	DIMENSIONS (LxWxH)	LOAD	BRAKES
KM400LG	Red	1310 x 720 x 1000 mm	750 kg	Yes
KM400-HDG-LG	Electro-galvanized	1310 x 720 x 1000 mm	750 kg	Yes



Hoisting brackets. Castors: 1 swivel 2 fixed. Castors diameter: 400 mm.

PRODUCT	COLOUR	DIMENSIONS (LxWxH)	LOAD	BRAKES
KM400PF	Red	1310 x 720 x 1000 mm	750 kg	Yes
KM400-HDG-PF	Electro-galvanized	1310 x 720 x 1000 mm	750 kg	Yes



TUB TIP

Floor or wall mounting.

PRODUCT	COLOUR	DIMENSIONS (LxWxH)	LOAD	BRAKES
KM2500	Grey	280 x 260 x 410 mm	25 kg	-



TUB TIP

Floor or wall mounting.

PRODUCT	COLOUR	DIMENSIONS (LxWxH)	LOAD	BRAKES
KM2501	Grey	285 x 280 x 410 mm	25 kg	-



## PALLET TANK

Suitable for EUR Pallet 1200 x 800 mm.

PRODUCT	COLOUR	DIMENSIONS (LxWxH)	LOAD	BRAKES
KM3031	Blue	1240 x 800 x 415 mm	-	-



## PALLET TANK

Suitable for EUR Pallet 1200 x 800 mm.

PRODUCT	COLOUR	DIMENSIONS (LxWxH)	LOAD	BRAKES
KM3031-2	Blue	1240 x 800 x 160 mm	-	-



## PNEUMATIC WHEELS CLEANING TROLLEY

Castors: 2 fixed. Castors diameter: 400 mm.

PRODUCT	COLOUR	DIMENSIONS (LxWxH)	LOAD	BRAKES
KM145760	Yellow	1200 x 820 x 1000 mm	150 kg	No
KM145760-E	Electro galvanised	1200 x 820 x 1000 mm	150 kg	No



## PUNCTURE FREE WHEELS CLEANING TROLLEY

Castors: 2 fixed. Castors diameter: 400 mm.

PRODUCT	COLOUR	DIMENSIONS (LxWxH)	LOAD	BRAKES
KM145760-EPF	Electro galvanised	1200 x 820 x 1000 mm	150 kg	No
KM145760PF	Yellow	1200 x 820 x 1000 mm	150 kg	No



## CLEANING TROLLEY

Suitable for 125 L sack. Castors: 4 swivel. Castors diameter: 100 mm.

PRODUCT	COLOUR	DIMENSIONS (LxWxH)	LOAD	BRAKES
KM30170	Electro galvanised	700 x 550 x 1000 mm	-	No



## CLEANING TROLLEY

Shelf capacity: 15 kg. Castors: 2 swivel 2 fixed. Castors diameter: 100 mm.

PRODUCT	COLOUR	DIMENSIONS (LxWxH)	LOAD	BRAKES
KM96601	Grey	690 x 450 x 1000 mm	100 kg	No



## SACK TROLLEY

Suitable for 125 L sack. Castors: 4 swivel. Castors diameter: 75 mm.

PRODUCT	COLOUR	DIMENSIONS (LxWxH)	LOAD	BRAKES
KM3025	Electro galvanised	500 x 450 x 900 mm	75 kg	No



## SACK TROLLEY

Suitable for 125 L sack. Castors: 4 swivel. Castors diameter: 75 mm.

PRODUCT	COLOUR	DIMENSIONS (LxWxH)	LOAD	BRAKES
KM3026	Electro galvanised	770 x 470 x 900 mm	75 kg	No



## SACK TROLLEY

Suitable for 125 L sack. Castors: 4 swivel. Castors diameter: 50 mm.

PRODUCT	COLOUR	DIMENSIONS (LxWxH)	LOAD	BRAKES
KM3027	White	820 x 450 x 900 mm	50 kg	No

Accessories: KM3030-1.



## SACK TROLLEY

Suitable for 240 L sack. Castors: 4 swivel. Castors diameter: 50 mm.

PRODUCT	COLOUR	DIMENSIONS (LxWxH)	LOAD	BRAKES
KM3028	White	450 x 380 x 1130 mm	30 kg	No
KM3029	White	340 x 340 x 710 mm	30 kg	No
KM3029-E	Electro galvanised	340 x 340 x 710 mm	30 kg	No
KM3030	White	450 x 380 x 900 mm	30 kg	No
KM3030-E	Electro galvanised	450 x 380 x 900 mm	30 kg	No

Accessories: KM3030-1.



## ACCESSORIES LID

PRODUCT	COLOUR	DIMENSIONS (LxWxH)	LOAD	BRAKES
KM3029-1	White	445 x 425 x 35 mm	-	-
KM3030-1	White	445 x 425 x 35 mm	-	-
KM3030-2	Electro galvanised	445 x 425 x 35 mm	-	-



## PNEUMATIC WHEELS SACK TROLLEY

Suitable for 125 L sack. Castors: Pneumatic wheels 260 mm . Castors diameter: 260 mm.

PRODUCT	COLOUR	DIMENSIONS (LxWxH)	LOAD	BRAKES
KM144902	Grey	600 x 600 x 900 mm	150 kg	No





## SACK TROLLEY

Suitable for 125 L sack. Castors: 2 fixed. Castors diameter: 180 mm.

PRODUCT	COLOUR	DIMENSIONS (LxWxH)	LOAD	BRAKES
KM144903	Grey	580 x 470 x 940 mm	50 kg	No

Accessories: KM144903-L.



ACCESSORIES LID

PRODUCT	COLOUR	DIMENSIONS (LxWxH)	LOAD	BRAKES
KM144903-L	Grey	600 x 600 x 35 mm	-	-



## SACK TROLLEY

Suitable for 125 L sack. Castors: 2 fixed. Castors diameter: 180 mm.

PRODUCT	COLOUR	DIMENSIONS (LxWxH)	LOAD	BRAKES
KM144904	Grey	580 x 470 x 940 mm	50 kg	No



## SACK TROLLEY

Suitable for 125 L sack. Castors: 4 swivel. Castors diameter: 100 mm.

PRODUCT	COLOUR	DIMENSIONS (LxWxH)	LOAD	BRAKES
KM153-SS	Electro galvanised	660 x 385 x 1090 mm	35 kg	No

Accessories: KM1000-1, KM1000-4.



## WASTE BINS 30L

0,7 mm sheet metal. Not suitable for liquids. With footpedal.

PRODUCT	COLOUR	DIMENSIONS (LxWxH)	LOAD	BRAKES
KM30BF	Blue	360 x 360 x 475 mm	-	-
KM30GF	Electro-galvanized	360 x 360 x 475 mm	-	-
KM30RF	Red	360 x 360 x 475 mm	-	-
KM30SF	Black	360 x 360 x 475 mm	-	-



## WASTE BINS 70L

0,7 mm sheet metal. Not suitable for liquids. With footpedal (except KM70G).

PRODUCT	COLOUR	DIMENSIONS (LxWxH)	LOAD	BRAKES
KM70GF	Electro-galvanized	415 x 415 x 630 mm	-	-
KM70G	Electro-galvanized	415 x 415 x 630 mm	-	-
KM70BF	Blue	415 x 415 x 630 mm	-	-
KM70RF	Red	415 x 415 x 630 mm	-	-
KM70SF	Black	415 x 415 x 630 mm	-	-

Accessories: KM70HS.



## WASTE BINS 115 L

0,7 mm sheet metal. Not suitable for liquids.

PRODUCT	COLOUR	DIMENSIONS (LxWxH)	LOAD	BRAKES
KM115RF	Red	490 x 490 x 805 mm	-	-
KM115BF	Blue	490 x 490 x 805 mm	-	-
KM115GF	Electro-galvanized	490 x 490 x 805 mm	-	-
KM115SF	Black	490 x 490 x 805 mm	-	-

Accessories: KM115HS.



## WASTE BINS 160 L

0,7 mm sheet metal. Not suitable for liquids.

PRODUCT	COLOUR	DIMENSIONS (LxWxH)	LOAD	BRAKES
KM160SF	Black	550 x 550 x 780 mm	-	-
KM160BF	Blue	550 x 550 x 780 mm	-	-
KM160GF	Electro-galvanized	550 x 550 x 780 mm	-	-
KM160RF	Red	550 x 550 x 780 mm	-	-



Castors: 4 swivel.

PRODUCT	COLOUR	DIMENSIONS (LxWxH)	LOAD	BRAKES
KM70HS	Electro galvanised	378 x 376 x 95 mm	-	No
KM115HS	Electro galvanised	423 x 419 x 95 mm	-	No





## Versatile classic in several versions

Our table trolleys are designed to handle multiple challenges, and feature shelves made of metal or different types of wood, for example. A variety of surface treatments are available, which means that you can be sure of finding an option that suits you and your work area.

SERIE KM1720 TABLE TROLLEY

Electro zink plated with laminated board. Comfortable plastic covered handle. 2 shelves. Height to first shelf: 180 mm. Distance between shelves: 510 mm. Shelf capacity: 75 kg. Castors: 4 swivel. Castors diameter: 100 mm.

PRODUCT	COLOUR	DIMENSIONS (LxWxH)	LOAD	BRAKES
KM1720-1	Red	850 x 435 x 950 mm	150 kg	No
KM1720-1B	Red	850 x 435 x 950 mm	150 kg	Yes
KM1720-6	White	850 x 435 x 950 mm	150 kg	No
KM1720-6B	White	850 x 435 x 950 mm	150 kg	Yes

Accessories: KM1720-TSO, KM1720-TSU, KM145-L. Optional castors: KM1000-4.



SERIE KM1720 TABLE TROLLEY

Electro zink plated with laminated board. Comfortable plastic covered handle. 2 shelves. Height to first shelf: 180 mm. Distance between shelves: 510 mm. Shelf capacity: 75 kg. Castors: 4 swivel. Castors diameter: 100 mm.

PRODUCT	COLOUR	DIMENSIONS (LxWxH)	LOAD	BRAKES
KM1720-BJ	Birch	850 x 435 x 950 mm	150 kg	No
KM1720-BJB	Birch	850 x 435 x 950 mm	150 kg	Yes
KM1720-BO	Beech	850 x 435 x 950 mm	150 kg	No
KM1720-BOB	Beech	850 x 435 x 950 mm	150 kg	Yes

Accessories: KM1720-TSO, KM1720-TSU, KM145-L. Optional castors: KM1000-4.



TABLE TROLLEY

Powdercoated with laminated board. Comfortable plastic covered handle. 2 shelves. Distance between shelves: 510 mm. Shelf capacity: 75 kg. Castors: 4 swivel. Castors diameter: 100 mm.

PRODUCT	COLOUR	DIMENSIONS (LxWxH)	LOAD	BRAKES
KM1730-6	White	850 x 435 x 950 mm	150 kg	No
KM1730-6B	White	850 x 435 x 950 mm	150 kg	Yes
KM3730-6	Blue	850 x 435 x 950 mm	150 kg	No
KM3730-6B	Blue	850 x 435 x 950 mm	150 kg	Yes

Accessories: KM145-L. Optional castors: KM1000-4.



SERIE KM30770 TABLE TROLLEY

Electro zink plated with laminated board. Comfortable plastic covered handle. 2 shelves. Height to first shelf: 215 mm. Distance between shelves: 545 mm. Shelf capacity: 125 kg. Height to handle: 965 mm. Castors: 4 swivel. Castors diameter: 125 mm.

PRODUCT	COLOUR	DIMENSIONS (LxWxH)	LOAD	BRAKES
KM30770-1	Red	1020 x 555 x 965 mm	250 kg	No
KM30770-6	White	1020 x 555 x 965 mm	250 kg	No
KM30770-BO	Beech	1020 x 555 x 965 mm	250 kg	No

Accessories: KM30770-TS, KM145-L. Optional castors: KM1000, KM1000-5, KM1000-7.



SERIE KM30770 TABLE TROLLEY

Powdercoated with laminated board. Comfortable plastic covered handle. 2 shelves. Height to first shelf: 215 mm. Distance between shelves: 545 mm. Shelf capacity: 125 kg. Height to handle: 965 mm. Castors: 4 swivel. Castors diameter: 125 mm.

PRODUCT	COLOUR	DIMENSIONS (LxWxH)	LOAD	BRAKES
KM30770-S6	White	1020 x 555 x 965 mm	250 kg	No
KM30770-SBO	Beech	1020 x 555 x 965 mm	250 kg	No

Accessories: KM30770-TS, KM145-L. Optional castors: KM1000, KM1000-5, KM1000-7.



SERIE KM30773 TABLE TROLLEY

Electro zink plated with laminated board. Comfortable plastic covered handle. 3 shelves. Height to first shelf: 215 mm. Distance between shelves: 260 mm. Shelf capacity: 125 kg. Height to handle: 965 mm. Castors: 4 swivel. Castors diameter: 125 mm.

PRODUCT	COLOUR	DIMENSIONS (LxWxH)	LOAD	BRAKES
KM30773-6	White	1020 x 555 x 965 mm	250 kg	No
KM30773-BO	Beech	1020 x 555 x 965 mm	250 kg	No

Accessories: KM30770-TS, KM145-L. Optional castors: KM1000, KM1000-5, KM1000-7.



SERIE KM30773 TABLE TROLLEY

Powdercoated with laminated board. Comfortable plastic covered handle. 3 shelves. Height to first shelf: 215 mm. Distance between shelves: 260 mm. Shelf capacity: 125 kg. Height to handle: 965 mm. Castors: 4 swivel. Castors diameter: 125 mm.

PRODUCT	COLOUR	DIMENSIONS (LxWxH)	LOAD	BRAKES
KM30773-S6	White	1020 x 555 x 965 mm	250 kg	No
KM30773-SBO	Beech	1020 x 555 x 965 mm	250 kg	No

Accessories: KM30770-TS, KM145-L. Optional castors: KM1000, KM1000-5, KM1000-7.



TABLE TROLLEY WITH SIDE RAIL

Lip of 90 mm. 2 shelves. Distance between shelves: 325 mm. Castors: 4 swivel. Castors diameter: 125 mm.

PRODUCT	COLOUR	DIMENSIONS (LxWxH)	LOAD	BRAKES
KM3200	Blue	1130 x 550 x 940 mm	250 kg	No
KM3200B	Blue	1130 x 550 x 940 mm	250 kg	Yes
KM4200	White	1130 x 550 x 940 mm	250 kg	No
KM4200B	White	1130 x 550 x 940 mm	250 kg	Yes

Accessories: KM145-L, KM600H, KM600HEM. Optional castors: KM1000-5, KM1000-8.



## TABLE TROLLEY WITH SIDE RAIL

Lip of 90 mm. 2 shelves. Distance between shelves: 325 mm. Castors: 4 swivel. Castors diameter: 125 mm.

PRODUCT	COLOUR	DIMENSIONS (LxWxH)	LOAD	BRAKES
KM4893-GB	Electro galvanised	1130 x 550 x 940 mm	250 kg	No
KM4893-GBB	Electro galvanised	1130 x 550 x 940 mm	250 kg	Yes
KM8200	Anthracite grey	1130 x 550 x 940 mm	250 kg	No
KM8200B	Anthracite grey	1130 x 550 x 940 mm	250 kg	Yes

Accessories: KM145-L, KM600H, KM600HEM. Optional castors: KM1000-5.



## TABLE TROLLEY

Electro zink plated with laminated board. Comfortable plastic covered handle. 2 shelves. Height to first shelf: 212 mm. Distance between shelves: 635 mm. Shelf capacity: 100 kg. Castors: 4 swivel. Castors diameter: 125 mm.

PRODUCT	COLOUR	DIMENSIONS (LxWxH)	LOAD	BRAKES
KM30780-1	Red	1080 x 580 x 870 mm	200 kg	No
KM30780-6	White	1080 x 580 x 870 mm	200 kg	No

Accessories: KM145-L. Optional castors: KM1000, KM1000-5, KM1000-7.



## TABLE TROLLEY, ALL-WELDED

Electro zink plated with laminated board. 2 shelves. Castors: 4 swivel. Castors diameter: 125 mm.

PRODUCT	COLOUR	DIMENSIONS (LxWxH)	LOAD	BRAKES
KM170-1	Red	1000 x 580 x 850 mm	150 kg	No
KM170-1B	Red	1000 x 580 x 850 mm	150 kg	Yes
KM170-6	White	1000 x 580 x 850 mm	150 kg	No
KM170-6B	White	1000 x 580 x 850 mm	150 kg	Yes

Accessories: KM145-L. Optional castors: KM1000-5.



## TABLE TROLLEY, ALL-WELDED

Powdercoated with laminated board. 2 shelves. Castors: 4 swivel. Castors diameter: 125 mm.

PRODUCT	COLOUR	DIMENSIONS (LxWxH)	LOAD	BRAKES
KM171-1	Red	1000 x 580 x 850 mm	150 kg	No
KM171-1B	Red	1000 x 580 x 850 mm	150 kg	Yes
KM171-6	White	1000 x 580 x 850 mm	150 kg	No
KM171-6B	White	1000 x 580 x 850 mm	150 kg	Yes

Accessories: KM145-L. Optional castors: KM1000-5.



## SMALL TABLE TROLLEY, FULLY WELDED

Electro zink plated with laminated board. 2 shelves. Castors: 4 swivel. Castors diameter: 100 mm.

PRODUCT	COLOUR	DIMENSIONS (LxWxH)	LOAD	BRAKES
KM172-1	Red	840 x 430 x 970 mm	150 kg	No
KM172-1B	Red	840 x 430 x 970 mm	150 kg	Yes
KM172-6	White	840 x 430 x 970 mm	150 kg	No
KM172-6B	White	840 x 430 x 970 mm	150 kg	Yes

Accessories: KM145-L. Optional castors: KM1000-4.



## SMALL TABLE TROLLEY, FULLY WELDED

Powdercoated with laminated board. 2 shelves. Castors: 4 swivel. Castors diameter: 100 mm.

PRODUCT	COLOUR	DIMENSIONS (LxWxH)	LOAD	BRAKES
KM173-1	Red	840 x 430 x 970 mm	150 kg	No
KM173-1B	Red	840 x 430 x 970 mm	150 kg	Yes
KM173-6	White	840 x 430 x 970 mm	150 kg	No
KM173-6B	White	840 x 430 x 970 mm	150 kg	Yes

Accessories: KM145-L. Optional castors: KM1000-4.



## SMALL TABLE TROLLEY, FULLY WELDED

Powdercoated with laminated board. 2 shelves. Castors: 4 swivel. Castors diameter: 100 mm.

PRODUCT	COLOUR	DIMENSIONS (LxWxH)	LOAD	BRAKES
KM183-1	Red	840 x 430 x 970 mm	150 kg	No
KM183-1B	Red	840 x 430 x 970 mm	150 kg	Yes
KM183-6	White	840 x 430 x 970 mm	150 kg	No
KM183-6B	White	840 x 430 x 970 mm	150 kg	Yes

Accessories: KM145-L. Optional castors: KM1000-4.



## SMALL TABLE TROLLEY, FULLY WELDED

Powdercoated with laminated board. 2 shelves. Castors: 4 swivel. Castors diameter: 100 mm.

PRODUCT	COLOUR	DIMENSIONS (LxWxH)	LOAD	BRAKES
KM373-6	White	840 x 430 x 970 mm	150 kg	No
KM373-6B	White	840 x 430 x 970 mm	150 kg	Yes

Accessories: KM145-L. Optional castors: KM1000-4.





## PLASTIC TROLLEY

Simple mounting without screws. 2 shelves. Height to first shelf: 130 mm. Distance between shelves: 690 mm. Height to handle: 945 mm. Castors: 4 swivel 2 with brake. Castors diameter: 100 mm.

PRODUCT	COLOUR	DIMENSIONS (LxWxH)	LOAD	BRAKES
KM60358-2	Black	810 x 415 x 945 mm	150 kg	Yes
KM60359-2	Black	1035 x 495 x 965 mm	180 kg	Yes



## PLASTIC TROLLEY

Simple mounting without screws. 3 shelves. Height to first shelf: 130 mm. Distance between shelves: 300 mm. Height to handle: 945 mm. Castors: 4 swivel 2 with brake. Castors diameter: 100 mm.

PRODUCT	COLOUR	DIMENSIONS (LxWxH)	LOAD	BRAKES
KM60358	Black	810 x 415 x 945 mm	150 kg	Yes
KM60359	Black	1035 x 495 x 965 mm	180 kg	Yes



## ROLL TABLE

Shelf can be mounted with lip up or down, lip 24 mm. Suitable for Euroboxes 600 x 400 mm. 2 shelves. Distance between shelves: 480 mm. Shelf capacity: 75 kg. Castors: 4 swivel. Castors diameter: 100 mm.

PRODUCT	COLOUR	DIMENSIONS (LxWxH)	LOAD	BRAKES
KM3100	Blue	690 x 430 x 750 mm	150 kg	No
KM3100B	Blue	690 x 430 x 750 mm	150 kg	Yes
KM4100	White	690 x 430 x 750 mm	150 kg	No
KM4100B	White	690 x 430 x 750 mm	150 kg	Yes

Optional castors: KM1000-4.



## ROLL TABLE

Shelf can be mounted with lip up or down, lip 24 mm. Suitable for Euroboxes 600 x 400 mm. 2 shelves. Distance between shelves: 480 mm. Shelf capacity: 75 kg. Castors: 4 swivel. Castors diameter: 100 mm.

PRODUCT	COLOUR	DIMENSIONS (LxWxH)	LOAD	BRAKES
KM4100-E	Electro galvanised	690 x 430 x 750 mm	150 kg	No
KM4100-EB	Electro galvanised	690 x 430 x 750 mm	150 kg	Yes
KM5100	Yellow	690 x 430 x 750 mm	150 kg	No
KM5100B	Yellow	690 x 430 x 750 mm	150 kg	Yes

Optional castors: KM1000-4.



Shelf can be mounted with lip up or down, lip 24 mm. Suitable for Euroboxes 600 x 400 mm. 2 shelves. Distance between shelves: 480 mm. Shelf capacity: 75 kg. Castors: 4 swivel. Castors diameter: 100 mm.

PRODUCT	COLOUR	DIMENSIONS (LxWxH)	LOAD	BRAKES
KM7100	Red	690 x 430 x 750 mm	150 kg	No
KM7100B	Red	690 x 430 x 750 mm	150 kg	Yes
KM8100	Anthracite grey	690 x 430 x 750 mm	150 kg	No
KM8100B	Anthracite grey	690 x 430 x 750 mm	150 kg	Yes

Optional castors: KM1000-4.



TABLE TROLLEY NON SLIP

3 shelves. Height to handle: 870 mm. Castors: 2 swivel 2 fixed. Castors diameter: 100 mm.

PRODUCT	COLOUR	DIMENSIONS (LxWxH)	LOAD	BRAKES
KM130-HL	Electro galvanised	810 x 490 x 870 mm	220 kg	No



ACCESSORIES ERGONOMIC SOFTGRIP

KM600H with Kongamek logo. KM600HEM neutral without logo.

PRODUCT	COLOUR	DIMENSIONS (LxWxH)	LOAD	BRAKES
KM600H	Black	600 x 30 x 30 mm	-	-
KM600HEM	Black	600 x 30 x 30 mm	-	-



ACCESSORIES WRITING TABLET

PRODUCT	COLOUR	DIMENSIONS (LxWxH)	LOAD	BRAKES
KM145-L	Electro galvanised	340 x 248 x 46 mm	-	-



KM1720-TSU to the lower shelf. KM1720-TSO to the upper shelf.

PRODUCT	COLOUR	DIMENSIONS (LxWxH)	LOAD	BRAKES
KM1720-TSO	Electro galvanised	750 x 440 x 140 mm	-	-
KM1720-TSU	Electro galvanised	730 x 430 x 135 mm	-	-



PRODUCT	COLOUR	DIMENSIONS (LxWxH)	LOAD	BRAKES
KM30770-TS	Electro galvanised	850 x 510 x 125 mm	-	-





## Smart, hygienic and flexible

You will find these trolleys in most shops and warehouses. Flexible solutions that help staff get the goods out quickly and efficiently. The trolleys are available with both static shelves and spring-loaded versions that adapt to provide the right picking height.

## ALLROUND TROLLEY

Interior dimensions: 900 x 655 x 390 mm. Height to first shelf: 620 mm. Castors: 4 swivel. Castors diameter: 125 mm.

PRODUCT	COLOUR	DIMENSIONS (LxWxH)	LOAD	BRAKES
KM36720	Electro galvanised	1070 x 680 x 1050 mm	300 kg	No



## ALLROUND TROLLEY

Distance between shelves: 300 mm. Castors: 4 swivel. Castors diameter: 100 mm.

PRODUCT	COLOUR	DIMENSIONS (LxWxH)	LOAD	BRAKES
KM4303-K	Electro galvanised	690 x 410 x 950 mm	100 kg	No
KM4303-KB	Electro galvanised	690 x 410 x 950 mm	100 kg	Yes

Optional castors: KM1000-4.



## SHOP TROLLEY

The upper shelf is foldable. 2 shelves. Distance between shelves: 540 mm. Castors: 4 swivel. Castors diameter: 125 mm.

PRODUCT	COLOUR	DIMENSIONS (LxWxH)	LOAD	BRAKES
KM4202-E	Electro galvanised	860 x 530 x 1010 mm	300 kg	No
KM4202-EB	Electro galvanised	860 x 530 x 1010 mm	300 kg	Yes

Accessories: KM07401-4202, KM1800496221, KM4202-BOX, KM145-L, KM600H, KM600HEM. Optional castors: KM1000-5.



## SHOP TROLLEY

Adjustable upper shelf in 3 positions. 2 shelves. Castors: 4 swivel. Castors diameter: 125 mm.

PRODUCT	COLOUR	DIMENSIONS (LxWxH)	LOAD	BRAKES
KM4202-E3	Electro galvanised	890 x 520 x 1000 mm	300 kg	No
KM4202-E3B	Electro galvanised	890 x 520 x 1000 mm	300 kg	Yes

Accessories: KM07401-4202, KM1800496221, KM4202-BOX, KM145-L, KM600H, KM600HEM. Optional castors: KM1000-5.



## SHOP TROLLEY

Springloaded upper shelf. 2 shelves. Distance between shelves: 610 mm. Castors: 4 swivel. Castors diameter: 125 mm.

PRODUCT	COLOUR	DIMENSIONS (LxWxH)	LOAD	BRAKES
KM4202-F	Electro galvanised	960 x 525 x 1030 mm	300 kg	No
KM4202-FB	Electro galvanised	960 x 525 x 1030 mm	300 kg	Yes

Optional castors: KM1000-5.



## ERGONOMIC SHOP TROLLEY

Adjustable springloaded shelf in 5 steps. Adjustable handle. 2 shelves. Height to first shelf: 210 mm. Distance between shelves: 650 mm. Castors: 4 swivel. Castors diameter: 125 mm.

PRODUCT	COLOUR	DIMENSIONS (LxWxH)	LOAD	BRAKES
KM4202-F-ERGO	Electro galvanised	965 x 520 x 1100 mm	300 kg	No
KM4202-FB-ERGO	Electro galvanised	965 x 520 x 1100 mm	300 kg	Yes

Optional castors: KM1000-5.



## SHOP TROLLEY

2 shelves. Distance between shelves: 430 mm. Castors: 4 swivel. Castors diameter: 125 mm.

PRODUCT	COLOUR	DIMENSIONS (LxWxH)	LOAD	BRAKES
KM4202-K	Electro galvanised	870 x 530 x 1010 mm	300 kg	No
KM4202-KB	Electro galvanised	870 x 530 x 1010 mm	300 kg	Yes

Accessories: KM4202-BOX, KM1800496221, KM07401-4202, KM145-L, KM600H, KM600HEM. Optional castors: KM1000-5.



## SHOP TROLLEY

Ergonomic handle. 2 shelves. Height to first shelf: 200 mm. Shelf capacity: 100 kg. Height to handle: 1200 mm. Castors: 4 swivel. Castors diameter: 125 mm.

PRODUCT	COLOUR	DIMENSIONS (LxWxH)	LOAD	BRAKES
KM4202-KD-E	Electro galvanised	980 x 530 x 1210 mm	300 kg	No
KM4202-KD-DG	Dark Grey	980 x 530 x 1210 mm	300 kg	No

Optional castors: KM1000-5.



## SHOP TROLLEY

Handle with brake (deadmans grip). 2 shelves. Height to first shelf: 200 mm. Distance between shelves: 500 mm. Shelf capacity: 100 kg. Height to handle: 1030 mm. Castors: 2 fixed 2 swivel with brake. Castors diameter: 100 mm.

PRODUCT	COLOUR	DIMENSIONS (LxWxH)	LOAD	BRAKES
KM4502-S	Electro galvanised	720 x 432 x 1033 mm	200	Yes



### ACCESSORIES BASKET

PRODUCT	COLOUR	DIMENSIONS (LxWxH)	LOAD	BRAKES
KM4202-BOX	Electro galvanised	395 x 120 x 100 mm	5 kg	-



### ACCESSORIES LADDER

PRODUCT	COLOUR	DIMENSIONS (LxWxH)	LOAD	BRAKES
KM07401-4202	Electro galvanised	540 x 480 x 670 mm	125 kg	-



### ACCESSORIES WASTE PAPER BIN

PRODUCT	COLOUR	DIMENSIONS (LxWxH)	LOAD	BRAKES
KM1800496221	Black	270 x 560 x 680 mm	-	-



## SHOPPING BASKET DOLLY

Castors: 4 swivel. Castors diameter: 50 mm.

PRODUCT	COLOUR	DIMENSIONS (LxWxH)	LOAD	BRAKES
KM1610501	Electro galvanised	430 x 285 x 285 mm	50 kg	No

Accessories: KM3261-R.



## SHOPPING BASKET DOLLY

Castors: 4 swivel. Castors diameter: 50 mm.

PRODUCT	COLOUR	DIMENSIONS (LxWxH)	LOAD	BRAKES
KM1610570	Black	430 x 285 x 285 mm	50 kg	No

Accessories: KM3261-R.



## SHOPPING BASKET TROLLEY

Delivered without baskets. 2 shelves. Shelf capacity: 30 kg. Castors: 4 swivel. Castors diameter: 100 mm.

PRODUCT	COLOUR	DIMENSIONS (LxWxH)	LOAD	BRAKES
KM111013	Electro galvanised	560 x 260 x 975 mm	60 kg	No

Accessories: KM3261-R. Optional castors: KM1000-4.



## ACCESSORIES SHOPPING BASKET

PRODUCT	COLOUR	DIMENSIONS (LxWxH)	LOAD	BRAKES
KM3261-R	Red	480 x 330 x 250 mm	15 kg	-





## MESH TROLLEY

Interior dimensions: 770 x 570 x 430 mm. Castors: 4 swivel. Castors diameter: 100 mm.

PRODUCT	COLOUR	DIMENSIONS (LxWxH)	LOAD	BRAKES
KM197	White	800 x 600 x 915 mm	100 kg	No

Accessories: KMFAK-4. Optional castors: KM1000-1, KM1000-4, KM1000-6.



## MESH TROLLEY

Interior dimensions: 770 x 570 x 430 mm. Castors: 4 swivel. Castors diameter: 100 mm.

PRODUCT	COLOUR	DIMENSIONS (LxWxH)	LOAD	BRAKES
KM198	Blue	800 x 600 x 915 mm	100 kg	No

Accessories: KMFAK-4. Optional castors: KM1000-1, KM1000-4, KM1000-6.



## MESH TROLLEY

Castors: 4 swivel 2 with brake. Castors diameter: 100 mm.

PRODUCT	COLOUR	DIMENSIONS (LxWxH)	LOAD	BRAKES
KM199	Grey	1180 x 662 x 858 mm	150 kg	Yes

Accessories: KMFAK-4. Optional castors: KM1000-4, KM1000-6.



## MESH TROLLEY

Interior dimensions: 580 x 580 x 670 mm. Castors: 3 swivel. Castors diameter: 100 mm.

PRODUCT	COLOUR	DIMENSIONS (LxWxH)	LOAD	BRAKES
KM4404-R	Electro galvanised	700 x 700 x 900 mm	60 kg	No



## MESH TROLLEY

Interior dimensions: 810 x 610 x 600 mm. Castors: 4 swivel 2 with brake. Castors diameter: 100 mm.


PRODUCT	COLOUR	DIMENSIONS (LxWxH)	LOAD	BRAKES
KM4404-K	Electro galvanised	830 x 630 x 735 mm	60 kg	Yes

Accessories: KM4404-L. Optional castors: KM1000-6.



### ACCESSORIES LID

PRODUCT	COLOUR	DIMENSIONS (LxWxH)	LOAD	BRAKES
KM4404-L	Electro galvanised	830 x 630 x 35 mm	-	-



## MESH TROLLEY

With rubber edge. Interior dimensions: 810 x 610 x 600 mm. Castors: 4 swivel 2 with brake. Castors diameter: 100 mm.

PRODUCT	COLOUR	DIMENSIONS (LxWxH)	LOAD	BRAKES
KM4404-KP	Electro galvanised	830 x 630 x 735 mm	60 kg	Yes

Accessories: KM4404-L. Optional castors: KM1000-6.



### LARGE SHOP TROLLEY

2 shelves. Distance between shelves: 475 mm. Castors: 2 fixed 4 swivel 2 with brake. Castors diameter: 125 mm.

PRODUCT	COLOUR	DIMENSIONS (LxWxH)	LOAD	BRAKES
KM203110	Electro galvanised	1320 x 430 x 1120 mm	400 kg	No

Accessories: KM07401-4202, KM145-L. Optional castors: KM1000.



## VOLUME TROLLEY

Castors: 4 swivel. Castors diameter: 125 mm.

PRODUCT	COLOUR	DIMENSIONS (LxWxH)	LOAD	BRAKES
KM113227	Electro galvanised	1170 x 700 x 980 mm	200 kg	No

Optional castors: KM1000, KM1000-5, KM1000-7.



## VOLUME TROLLEY

Castors: 4 swivel. Castors diameter: 125 mm.

PRODUCT	COLOUR	DIMENSIONS (LxWxH)	LOAD	BRAKES
KM113228	Electro galvanised	1170 x 700 x 980 mm	200 kg	No

Optional castors: KM1000, KM1000-5, KM1000-7.



## VOLUME TROLLEY

Height to handle: 980 mm. Castors: 4 swivel. Castors diameter: 125 mm.

PRODUCT	COLOUR	DIMENSIONS (LxWxH)	LOAD	BRAKES
KM113229	Electro galvanised	1170 x 700 x 955 mm	200 kg	No

Optional castors: KM1000, KM1000-5, KM1000-7.



## VOLUME TROLLEY

Height to handle: 980 mm. Castors: 4 swivel. Castors diameter: 125 mm.

PRODUCT	COLOUR	DIMENSIONS (LxWxH)	LOAD	BRAKES
KM113230	Electro galvanised	1170 x 700 x 955 mm	200 kg	No

Optional castors: KM1000, KM1000-5, KM1000-7.



## Smart solutions make the job easier

Our well-designed and hard-wearing products for craftsmen feature smart functions that make the working day easier in all sorts of ways.



## COIL CRADLE

Powdercoated. Suitable for single coil tape, 16 - 19 mm wide. Banding tools and steel straps are not included.  
Castors: 2 fixed. Castors diameter: 200 mm.

PRODUCT	COLOUR	DIMENSIONS (LxWxH)	LOAD	BRAKES
KM216	Blue	990 x 460 x 640 mm	-	No



## PNEUMATIC WHEELS CONSTRUCTION TROLLEY

Powdercoated. Castors: 2 swivel 2 fixed. Castors diameter: 260 mm.

PRODUCT	COLOUR	DIMENSIONS (LxWxH)	LOAD	BRAKES
KM08425	Blue	1000 x 700 x 1250 mm	500 kg	No



## BOARD LIFT

Adjustable height, 1790 - 3000 mm. Castors: 5 swivel 1 with brake. Castors diameter: 100 mm.

PRODUCT	COLOUR	DIMENSIONS (LxWxH)	LOAD	BRAKES
KM08300	Blue	1820 x 800 x 1790 mm	70 kg	Yes



## TILTABLE BOARD LIFT

Adjustable height, 1790 - 3000 mm. Tilttable. Castors: 5 swivel 1 with brake. Castors diameter: 100 mm.

PRODUCT	COLOUR	DIMENSIONS (LxWxH)	LOAD	BRAKES
KM08350	Blue	1820 x 800 x 1790 mm	70 kg	Yes



## PLASTER BOARD TRESTLE

Powdercoated. Sold per pcs.

PRODUCT	COLOUR	DIMENSIONS (LxWxH)	LOAD	BRAKES
KM08375	Blue	1095 x 525 x 665 mm	400 kg	-



## BOARD TRUCK

Tilttable. Castors: 2 fixed 4 swivel 2 with brake. Castors diameter: 160 mm.

PRODUCT	COLOUR	DIMENSIONS (LxWxH)	LOAD	BRAKES
KM08200	Blue	1900 x 700 x 1490 mm	500 kg	Yes



## TOOL TROLLEY

Powdercoated. Powerfull locking rule that is locked with padlock. Castors: 2 swivel 2 fixed. Castors diameter: 400 mm.

PRODUCT	COLOUR	DIMENSIONS (LxWxH)	LOAD	BRAKES
KM9199	Blue	1260 x 760 x 720 mm	400 kg	No



Powdercoated. Powerfull locking rule that is locked with padlock. Castors: Pneumatic wheels 260 mm . Castors diameter: 260 mm.

PRODUCT	COLOUR	DIMENSIONS (LxWxH)	LOAD	BRAKES
KM9202	Blue	940 x 620 x 610 mm	250 kg	No

Accessories: FS284, FS307.



Powdercoated. Powerfull locking rule that is locked with padlock. Castors: Puncture free wheels. Castors diameter: 260 mm.

PRODUCT	COLOUR	DIMENSIONS (LxWxH)	LOAD	BRAKES
KM9202PF	Blue	940 x 620 x 610 mm	250 kg	No

Accessories: FS284, FS307.





## Trolleys designed to make a statement

Our design trolleys are keen to be seen – even in fine company. These are the trolleys that challenge the accepted order with their finely designed shape and finish. Exciting colours, materials and woods raise the experience to a higher level.



## C-LINE TABLE TROLLEY

2 shelves. Height to first shelf: 160 mm. Distance between shelves: 630 mm. Shelf capacity: 80 kg. Castors: 4 swivel. Castors diameter: 100 mm.

PRODUCT	COLOUR	DIMENSIONS (LxWxH)	LOAD	BRAKES
KM96200	Grey	685 x 450 x 1000 mm	120 kg	No



## C-LINE TABLE TROLLEY

2 shelves. Shelf capacity: 80 kg. Castors: 4 swivel. Castors diameter: 100 mm.

PRODUCT	COLOUR	DIMENSIONS (LxWxH)	LOAD	BRAKES
KM96201	Grey	685 x 450 x 1000 mm	120 kg	No

Optional castors: KM1000-4.



## C-LINE TABLE TROLLEY

3 shelves. Height to first shelf: 160 mm. Shelf capacity: 60 kg. Castors: 4 swivel. Castors diameter: 100 mm.

PRODUCT	COLOUR	DIMENSIONS (LxWxH)	LOAD	BRAKES
KM96300	Grey	685 x 450 x 1000 mm	120 kg	No



## C-LINE BASKET TROLLEY

2 shelves. Height to first shelf: 160 mm. Distance between shelves: 380 mm. Shelf capacity: 70 kg. Castors: 4 swivel. Castors diameter: 100 mm.

PRODUCT	COLOUR	DIMENSIONS (LxWxH)	LOAD	BRAKES
KM96101	Grey	685 x 450 x 1000 mm	120 kg	No
KM96101B	Grey	685 x 450 x 1000 mm	120 kg	Yes

Optional castors: KM1000-4.



## C-LINE BASKET TROLLEY

2 shelves. Height to first shelf: 160 mm. Distance between shelves: 630 mm. Shelf capacity: 80 kg. Castors: 4 swivel. Castors diameter: 100 mm.

PRODUCT	COLOUR	DIMENSIONS (LxWxH)	LOAD	BRAKES
KM96202	Grey	685 x 450 x 1000 mm	120 kg	No

Optional castors: KM1000-4.



## C-LINE BASKET TROLLEY

2 shelves. Height to first shelf: 160 mm. Distance between shelves: 655 mm. Shelf capacity: 80 kg. Castors: 4 swivel. Castors diameter: 100 mm.

PRODUCT	COLOUR	DIMENSIONS (LxWxH)	LOAD	BRAKES
KM96203	Grey	685 x 450 x 1000 mm	120 kg	No

Optional castors: KM1000-4.



## C-LINE BASKET TROLLEY

3 shelves. Height to first shelf: 160 mm. Shelf capacity: 60 kg. Castors: 4 swivel. Castors diameter: 100 mm.

PRODUCT	COLOUR	DIMENSIONS (LxWxH)	LOAD	BRAKES
KM96302	Grey	685 x 450 x 1000 mm	120 kg	No
KM96302B	Grey	685 x 450 x 1000 mm	120 kg	Yes

Optional castors: KM1000-4.



## BIRCH DESIGN TROLLEY

Powdercoated with laminated board. 2 shelves. Shelf capacity: 125 kg. Castors: 4 swivel. Castors diameter: 125 mm.

PRODUCT	COLOUR	DIMENSIONS (LxWxH)	LOAD	BRAKES
KM8112-BJ	Black	1100 x 430 x 940 mm	250 kg	No
KM8112-BJB	Black	1100 x 430 x 940 mm	250 kg	Yes
KM9112-BJ	Anthracite grey	1100 x 430 x 940 mm	250 kg	No
KM9112-BJB	Anthracite grey	1100 x 430 x 940 mm	250 kg	Yes

Accessories: KM600H, KM600HEM, KM145-L. Optional castors: KM1000-5.



## BEECH DESIGN TROLLEY

Powdercoated with laminated board. 2 shelves. Shelf capacity: 125 kg. Castors: 4 swivel. Castors diameter: 125 mm.

PRODUCT	COLOUR	DIMENSIONS (LxWxH)	LOAD	BRAKES
KM8112-BO	Black	1100 x 430 x 940 mm	250 kg	No
KM8112-BOB	Black	1100 x 430 x 940 mm	250 kg	Yes
KM9112-BO	Anthracite grey	1100 x 430 x 940 mm	250 kg	No
KM9112-BOB	Anthracite grey	1100 x 430 x 940 mm	250 kg	Yes

Accessories: KM600H, KM600HEM, KM145-L. Optional castors: KM1000-5.



## CHERRY DESIGN TROLLEY

Powdercoated with laminated board. 2 shelves. Shelf capacity: 125 kg. Castors: 4 swivel. Castors diameter: 125 mm.

PRODUCT	COLOUR	DIMENSIONS (LxWxH)	LOAD	BRAKES
KM8112-KO	Black	1100 x 430 x 940 mm	250 kg	No
KM8112-KOB	Black	1100 x 430 x 940 mm	250 kg	Yes
KM9112-KO	Anthracite grey	1100 x 430 x 940 mm	250 kg	No
KM9112-KOB	Anthracite grey	1100 x 430 x 940 mm	250 kg	Yes

Accessories: KM600H, KM600HEM, KM145-L. Optional castors: KM1000-5.



## MAHOGNY DESIGN TROLLEY

Powdercoated with laminated board. 2 shelves. Shelf capacity: 125 kg. Castors: 4 swivel. Castors diameter: 125 mm.

PRODUCT	COLOUR	DIMENSIONS (LxWxH)	LOAD	BRAKES
KM8112-MA	Black	1100 x 430 x 940 mm	250 kg	No
KM8112-MAB	Black	1100 x 430 x 940 mm	250 kg	Yes
KM9112-MA	Anthracite grey	1100 x 430 x 940 mm	250 kg	No
KM9112-MAB	Anthracite grey	1100 x 430 x 940 mm	250 kg	Yes

Accessories: KM600H, KM600HEM, KM145-L. Optional castors: KM1000-5.



## BIRCH DESIGN TROLLEY

Powdercoated with laminated board. 3 shelves. Shelf capacity: 80 kg. Castors: 4 swivel. Castors diameter: 125 mm.

PRODUCT	COLOUR	DIMENSIONS (LxWxH)	LOAD	BRAKES
KM8113-BJ	Black	1100 x 430 x 940 mm	250 kg	No
KM8113-BJB	Black	1100 x 430 x 940 mm	250 kg	Yes
KM9113-BJ	Anthracite grey	1100 x 430 x 940 mm	250 kg	No
KM9113-BJB	Anthracite grey	1100 x 430 x 940 mm	250 kg	Yes

Accessories: KM600H, KM600HEM, KM145-L. Optional castors: KM1000-5.



## BEECH DESIGN TROLLEY

Powdercoated with laminated board. 3 shelves. Shelf capacity: 80 kg. Castors: 4 swivel. Castors diameter: 125 mm.

PRODUCT	COLOUR	DIMENSIONS (LxWxH)	LOAD	BRAKES
KM8113-BO	Black	1100 x 430 x 940 mm	250 kg	No
KM8113-BOB	Black	1100 x 430 x 940 mm	250 kg	Yes
KM9113-BO	Anthracite grey	1100 x 430 x 940 mm	250 kg	No
KM9113-BOB	Anthracite grey	1100 x 430 x 940 mm	250 kg	Yes

Accessories: KM600H, KM600HEM, KM145-L. Optional castors: KM1000-5.



## CHERRY DESIGN TROLLEY

Powdercoated with laminated board. 3 shelves. Shelf capacity: 80 kg. Castors: 4 swivel. Castors diameter: 125 mm.

PRODUCT	COLOUR	DIMENSIONS (LxWxH)	LOAD	BRAKES
KM8113-KO	Black	1100 x 430 x 940 mm	250 kg	No
KM8113-KOB	Black	1100 x 430 x 940 mm	250 kg	Yes
KM9113-KO	Anthracite grey	1100 x 430 x 940 mm	250 kg	No
KM9113-KOB	Anthracite grey	1100 x 430 x 940 mm	250 kg	Yes

Accessories: KM600H, KM600HEM, KM145-L. Optional castors: KM1000-5.



## MAHOGNY DESIGN TROLLEY

Powdercoated with laminated board. 3 shelves. Shelf capacity: 80 kg. Castors: 4 swivel. Castors diameter: 125 mm.

PRODUCT	COLOUR	DIMENSIONS (LxWxH)	LOAD	BRAKES
KM8113-MA	Black	1100 x 430 x 940 mm	250 kg	No
KM8113-MAB	Black	1100 x 430 x 940 mm	250 kg	Yes
KM9113-MA	Anthracite grey	1100 x 430 x 940 mm	250 kg	No
KM9113-MAB	Anthracite grey	1100 x 430 x 940 mm	250 kg	Yes

Accessories: KM600H, KM600HEM, KM145-L. Optional castors: KM1000-5.



## BIRCH DESIGN TROLLEY 2 SHELVES, ALL-WELDED

Powdercoated with laminated board. 2 shelves. Castors: 4 swivel. Castors diameter: 100 mm.

PRODUCT	COLOUR	DIMENSIONS (LxWxH)	LOAD	BRAKES
KM872-BJ	Black	840 x 430 x 970 mm	150 kg	No
KM872-BJB	Black	840 x 430 x 970 mm	150 kg	Yes
KM972-BJ	Anthracite grey	840 x 430 x 970 mm	150 kg	No
KM972-BJB	Anthracite grey	840 x 430 x 970 mm	150 kg	Yes

Accessories: KM145-L. Optional castors: KM1000-4.



## BEECH DESIGN TROLLEY 2 SHELVES, ALL-WELDED

Powdercoated with laminated board. 2 shelves. Castors: 4 swivel. Castors diameter: 100 mm.

PRODUCT	COLOUR	DIMENSIONS (LxWxH)	LOAD	BRAKES
KM872-BO	Black	840 x 430 x 970 mm	150 kg	No
KM872-BOB	Black	840 x 430 x 970 mm	150 kg	Yes
KM972-BO	Anthracite grey	840 x 430 x 970 mm	150 kg	No
KM972-BOB	Anthracite grey	840 x 430 x 970 mm	150 kg	Yes

Accessories: KM145-L. Optional castors: KM1000-4.



## CHERRY DESIGN TROLLEY 2 SHELVES, ALL-WELDED

Powdercoated with laminated board. 2 shelves. Castors: 4 swivel. Castors diameter: 100 mm.

PRODUCT	COLOUR	DIMENSIONS (LxWxH)	LOAD	BRAKES
KM872-KO	Black	840 x 430 x 970 mm	150 kg	No
KM872-KOB	Black	840 x 430 x 970 mm	150 kg	Yes
KM972-KO	Anthracite grey	840 x 430 x 970 mm	150 kg	No
KM972-KOB	Anthracite grey	840 x 430 x 970 mm	150 kg	Yes

Accessories: KM145-L. Optional castors: KM1000-4.



## MAHOGNY DESIGN TROLLEY 2 SHELVES, ALL-WELDED

Powdercoated with laminated board. 2 shelves. Castors: 4 swivel. Castors diameter: 100 mm.

PRODUCT	COLOUR	DIMENSIONS (LxWxH)	LOAD	BRAKES
KM872-MA	Black	840 x 430 x 970 mm	150 kg	No
KM872-MAB	Black	840 x 430 x 970 mm	150 kg	Yes
KM972-MA	Anthracite grey	840 x 430 x 970 mm	150 kg	No
KM972-MAB	Anthracite grey	840 x 430 x 970 mm	150 kg	Yes

Accessories: KM145-L. Optional castors: KM1000-4.



## BIRCH DESIGN TROLLEY 3 SHELVES, ALL-WELDED

Powdercoated with laminated board. 3 shelves. Castors: 4 swivel. Castors diameter: 100 mm.

PRODUCT	COLOUR	DIMENSIONS (LxWxH)	LOAD	BRAKES
KM873-BJ	Black	840 x 430 x 970 mm	150 kg	No
KM873-BJB	Black	840 x 430 x 970 mm	150 kg	Yes
KM973-BJ	Anthracite grey	840 x 430 x 970 mm	150 kg	No
KM973-BJB	Anthracite grey	840 x 430 x 970 mm	150 kg	Yes

Accessories: KM145-L. Optional castors: KM1000-4.



## BEECH DESIGN TROLLEY 3 SHELVES, ALL-WELDED

Powdercoated with laminated board. 3 shelves. Castors: 4 swivel. Castors diameter: 100 mm.

PRODUCT	COLOUR	DIMENSIONS (LxWxH)	LOAD	BRAKES
KM873-BO	Black	840 x 430 x 970 mm	150 kg	No
KM873-BOB	Black	840 x 430 x 970 mm	150 kg	Yes
KM973-BO	Anthracite grey	840 x 430 x 970 mm	150 kg	No
KM973-BOB	Anthracite grey	840 x 430 x 970 mm	150 kg	Yes

Accessories: KM145-L. Optional castors: KM1000-4.



## CHERRY DESIGN TROLLEY 3 SHELVES, ALL-WELDED

Powdercoated with laminated board. 3 shelves. Castors: 4 swivel. Castors diameter: 100 mm.

PRODUCT	COLOUR	DIMENSIONS (LxWxH)	LOAD	BRAKES
KM873-KO	Black	840 x 430 x 970 mm	150 kg	No
KM873-KOB	Black	840 x 430 x 970 mm	150 kg	Yes
KM973-KO	Anthracite grey	840 x 430 x 970 mm	150 kg	No
KM973-KOB	Anthracite grey	840 x 430 x 970 mm	150 kg	Yes

Accessories: KM145-L. Optional castors: KM1000-4.



## MAHOGNY DESIGN TROLLEY 3 SHELVES, ALL-WELDED

Powdercoated with laminated board. 3 shelves. Castors: 4 swivel. Castors diameter: 100 mm.

PRODUCT	COLOUR	DIMENSIONS (LxWxH)	LOAD	BRAKES
KM873-MA	Black	840 x 430 x 970 mm	150 kg	No
KM873-MAB	Black	840 x 430 x 970 mm	150 kg	Yes
KM973-MA	Anthracite grey	840 x 430 x 970 mm	150 kg	No
KM973-MAB	Anthracite grey	840 x 430 x 970 mm	150 kg	Yes

Accessories: KM145-L. Optional castors: KM1000-4.



## KONGA TROLLEY

Powdercoated. Ergonomic softgrip included. 2 shelves. Distance between shelves: 560 mm. Shelf capacity: 75 kg. Castors: 4 swivel 2 with brake. Castors diameter: 100 mm.

PRODUCT	COLOUR	DIMENSIONS (LxWxH)	LOAD	BRAKES
KM1987	Green	866 x 455 x 980 mm	150 kg	Yes
KM1987-S	Black	866 x 455 x 980 mm	150 kg	Yes
KM1987-V	White	866 x 455 x 980 mm	150 kg	Yes





## For special requirements

When the requirements are high on protection against static electricity, we have the solutions. Kongamek's ESD trolleys meet the requirements of the international ESD standard IEC61340-5-1. This means that all shelves must have dissipative properties and have electrical contact with the ground, this is ensured by ESD carpets on the shelves which are connected to the chassis, which in turn has contact with earth via the conductive wheels. We measure our ESD trolleys according to IEC61340-5-1, the trolleys meet the requirements for resistance to ground ( $R_g$ ) of max 109 /  $1G\Omega$  and surface resistance ( $R_{p-p}$ ) of max 109 /  $1G\Omega$ .

Your workmate

ESD TABLE TROLLEY 2 SHELVES, KM4147-ESD

## ESD BIN TROLLEY

Suitable for Euroboxes 600 x 400 mm. Add rails (KM167-G) and shelves (KM167-H). 63 holes, cc 25mm, rails/shelves are mounted horizontally or in angles 16, 30 or 40 degrees. Castors: 4 swivel. Castors diameter: 100 mm.

PRODUCT	COLOUR	DIMENSIONS (LxWxH)	LOAD	BRAKES
KM167-ESD	Electro galvanised	470 x 858 x 1880 mm	150 kg	No
KM167-ESDB	Electro galvanised	470 x 858 x 1880 mm	150 kg	Yes

Accessories: KM167-G, KM167-H.



## ESD PLATFORM TROLLEY

ESD adapted shelves. Height to first shelf: 180 mm. Castors: 4 swivel. Castors diameter: 100 mm.

PRODUCT	COLOUR	DIMENSIONS (LxWxH)	LOAD	BRAKES
KM191-ESD	Electro galvanised	950 x 550 x 915 mm	250 kg	No



## ESD TABLE TROLLEY 2 SHELVES

ESD adapted shelves. 2 shelves. Height to first shelf: 220 mm. Distance between shelves: 515 mm. Shelf capacity: 75 kg. Castors: 4 swivel. Castors diameter: 100 mm.

PRODUCT	COLOUR	DIMENSIONS (LxWxH)	LOAD	BRAKES
KM172-ESD	Electro galvanised	850 x 435 x 950 mm	150 kg	No
KM172-ESDB	Electro galvanised	850 x 435 x 950 mm	150 kg	Yes

Accessories: KM145-L.



## ESD TABLE TROLLEY 2 SHELVES

ESD adapted shelves. 2 shelves. Height to first shelf: 240 mm. Distance between shelves: 530 mm. Shelf capacity: 125 kg. Castors: 4 swivel. Castors diameter: 125 mm.

PRODUCT	COLOUR	DIMENSIONS (LxWxH)	LOAD	BRAKES
KM4147-ESD	Electro galvanised	1070 x 585 x 940 mm	250 kg	No
KM4147-ESDB	Electro galvanised	1070 x 585 x 940 mm	250 kg	Yes

Accessories: KM145-L, KM600H, KM600HEM.





## ESD TABLE TROLLEY 3 SHELVES

ESD adapted shelves. 3 shelves. Height to first shelf: 220 mm. Distance between shelves: 245 mm. Shelf capacity: 50 kg. Castors: 4 swivel. Castors diameter: 100 mm.

PRODUCT	COLOUR	DIMENSIONS (LxWxH)	LOAD	BRAKES
KM173-ESD	Electro galvanised	850 x 435 x 950 mm	150 kg	No
KM173-ESDB	Electro galvanised	850 x 435 x 950 mm	150 kg	Yes

Accessories: KM145-L



## ESD TABLE TROLLEY 3 SHELVES

ESD adapted shelves. 3 shelves. Height to first shelf: 240 mm. Distance between shelves: 260 mm. Shelf capacity: 83 kg. Castors: 4 swivel. Castors diameter: 125 mm.

PRODUCT	COLOUR	DIMENSIONS (LxWxH)	LOAD	BRAKES
KM4148-ESD	Electro galvanised	1070 x 585 x 940 mm	250 kg	No
KM4148-ESDB	Electro galvanised	1070 x 585 x 940 mm	250 kg	Yes

Accessories: KM145-L, KM600H, KM600HEM.



## ESD SHELF TROLLEY 3 SHELVES

ESD adapted shelves. 3 shelves. Height to first shelf: 240 mm. Distance between shelves: 530 mm. Shelf capacity: 83 kg. Castors: 4 swivel. Castors diameter: 125 mm.

PRODUCT	COLOUR	DIMENSIONS (LxWxH)	LOAD	BRAKES
KM4123-ESD	Electro galvanised	980 x 585 x 1445 mm	250 kg	No
KM4123-ESDB	Electro galvanised	980 x 585 x 1445 mm	250 kg	Yes

Accessories: KM145-L, KM600H, KM600HEM.



## ESD SHELF TROLLEY 5 SHELVES

ESD adapted shelves. 5 shelves. Height to first shelf: 240 mm. Distance between shelves: 250 mm. Shelf capacity: 50 kg. Castors: 4 swivel. Castors diameter: 125 mm.

PRODUCT	COLOUR	DIMENSIONS (LxWxH)	LOAD	BRAKES
KM4124-ESD	Electro galvanised	980 x 585 x 1445 mm	250 kg	No
KM4124-ESDB	Electro galvanised	980 x 585 x 1445 mm	250 kg	Yes

Accessories: KM145-L, KM600H, KM600HEM.



## ESD SERIE 8000

ESD adapted shelves. Adjustable handle. Shelf height adjustable. 2 shelves. Shelf capacity: 125 kg. Castors: 4 swivel. Castors diameter: 125 mm.

PRODUCT	COLOUR	DIMENSIONS (LxWxH)	LOAD	BRAKES
KM8000-2S-ESD	Electro galvanised	815 x 470 x 1120 mm	250 kg	No
KM8000-2S-ESDB	Electro galvanised	815 x 470 x 1120 mm	250 kg	Yes
KM8000-2M-ESD	Electro galvanised	945 x 470 x 1120 mm	250 kg	No
KM8000-2M-ESDB	Electro galvanised	945 x 470 x 1120 mm	250 kg	Yes

Accessories: KM145-L.



## ESD SERIE 8000

ESD adapted shelves. Adjustable handle. Shelf height adjustable. 2 shelves. Shelf capacity: 125 kg. Castors: 4 swivel. Castors diameter: 125 mm.

PRODUCT	COLOUR	DIMENSIONS (LxWxH)	LOAD	BRAKES
KM8000-2L-ESD	Electro galvanised	1195 x 470 x 1120 mm	250 kg	No
KM8000-2L-ESDB	Electro galvanised	1195 x 470 x 1120 mm	250 kg	Yes
KM8000-2XL-ESD	Electro galvanised	1395 x 470 x 1120 mm	250 kg	No
KM8000-2XL-ESDB	Electro galvanised	1395 x 470 x 1120 mm	250 kg	Yes

Accessories: KM145-L.



## ESD SERIE 8000

ESD adapted shelves. Adjustable handle. Shelf height adjustable. 3 shelves. Shelf capacity: 83 kg. Castors: 4 swivel. Castors diameter: 125 mm.

PRODUCT	COLOUR	DIMENSIONS (LxWxH)	LOAD	BRAKES
KM8000-3S-ESD	Electro galvanised	815 x 470 x 1120 mm	250 kg	No
KM8000-3S-ESDB	Electro galvanised	815 x 470 x 1120 mm	250 kg	Yes
KM8000-3M-ESD	Electro galvanised	945 x 470 x 1120 mm	250 kg	No
KM8000-3M-ESDB	Electro galvanised	945 x 470 x 1120 mm	250 kg	Yes

Accessories: KM145-L.



## ESD SERIE 8000

ESD adapted shelves. Adjustable handle. Shelf height adjustable. 3 shelves. Shelf capacity: 83 kg. Castors: 4 swivel. Castors diameter: 125 mm.

PRODUCT	COLOUR	DIMENSIONS (LxWxH)	LOAD	BRAKES
KM8000-3L-ESD	Electro galvanised	1195 x 470 x 1120 mm	250 kg	No
KM8000-3L-ESDB	Electro galvanised	1195 x 470 x 1120 mm	250 kg	Yes
KM8000-3XL-ESD	Electro galvanised	1395 x 470 x 1120 mm	250 kg	No
KM8000-3XL-ESDB	Electro galvanised	1395 x 470 x 1120 mm	250 kg	Yes

Accessories: KM145-L.



## ESD SERIE 8000

ESD adapted shelves. Adjustable handle. Shelf height adjustable. 4 shelves. Shelf capacity: 62 kg. Castors: 4 swivel. Castors diameter: 125 mm.

PRODUCT	COLOUR	DIMENSIONS (LxWxH)	LOAD	BRAKES
KM8000-4S-ESD	Electro galvanised	815 x 470 x 1590 mm	250 kg	No
KM8000-4S-ESDB	Electro galvanised	815 x 470 x 1590 mm	250 kg	Yes
KM8000-4M-ESD	Electro galvanised	945 x 470 x 1590 mm	250 kg	No
KM8000-4M-ESDB	Electro galvanised	945 x 470 x 1590 mm	250 kg	Yes

Accessories: KM145-L.



## ESD SERIE 8000

ESD adapted shelves. Adjustable handle. Shelf height adjustable. 4 shelves. Shelf capacity: 62 kg. Castors: 4 swivel. Castors diameter: 125 mm.

PRODUCT	COLOUR	DIMENSIONS (LxWxH)	LOAD	BRAKES
KM8000-4L-ESD	Electro galvanised	1195 x 470 x 1590 mm	250 kg	No
KM8000-4L-ESDB	Electro galvanised	1195 x 470 x 1590 mm	250 kg	Yes
KM8000-4XL-ESD	Electro galvanised	1395 x 470 x 1590 mm	250 kg	No
KM8000-4XL-ESDB	Electro galvanised	1395 x 470 x 1590 mm	250 kg	Yes

Accessories: KM145-L.



## ESD SERIE 9000

ESD adapted shelves. Adjustable handle. Shelf height adjustable. 2 shelves.

PRODUCT	COLOUR	DIMENSIONS (LxWxH)	LOAD	BRAKES
KM9000-2S-ESD	Electro galvanised	1190 x 650 x 1025 mm	300 kg	No
KM9000-2S-ESDB	Electro galvanised	1190 x 650 x 1025 mm	300 kg	Yes
KM9000-2M-ESD	Electro galvanised	1390 x 650 x 1025 mm	300 kg	No
KM9000-2M-ESDB	Electro galvanised	1390 x 650 x 1025 mm	300 kg	Yes



## ESD SERIE 9000

ESD adapted shelves. Adjustable handle. Shelf height adjustable. 2 shelves.

PRODUCT	COLOUR	DIMENSIONS (LxWxH)	LOAD	BRAKES
KM9000-2L-ESD	Electro galvanised	1590 x 650 x 1025 mm	300 kg	No
KM9000-2L-ESDB	Electro galvanised	1590 x 650 x 1025 mm	300 kg	Yes
KM9000-2XL-ESD	Electro galvanised	1900 x 650 x 1025 mm	300 kg	No
KM9000-2XL-ESDB	Electro galvanised	1900 x 650 x 1025 mm	300 kg	Yes



ESD adapted shelves. Adjustable handle. Shelf height adjustable.

PRODUCT	COLOUR	DIMENSIONS (LxWxH)	LOAD	BRAKES
KM9000-3S-ESD	Electro galvanised	1300 x 650 x 390 mm	300 kg	No
KM9000-3S-ESDB	Electro galvanised	1300 x 650 x 390 mm	300 kg	Yes
KM9000-3M-ESD	Electro galvanised	1500 x 650 x 390 mm	300 kg	No
KM9000-3M-ESDB	Electro galvanised	1500 x 650 x 390 mm	300 kg	Yes



ESD SERIE 9000

ESD adapted shelves. Adjustable handle. Shelf height adjustable.

PRODUCT	COLOUR	DIMENSIONS (LxWxH)	LOAD	BRAKES
KM9000-3L-ESD	Electro galvanised	1590 x 650 x 1695 mm	300 kg	No
KM9000-3L-ESDB	Electro galvanised	1590 x 650 x 1695 mm	300 kg	Yes
KM9000-3XL-ESD	Electro galvanised	1790 x 650 x 1695 mm	300 kg	No
KM9000-3XL-ESDB	Electro galvanised	1790 x 650 x 1695 mm	300 kg	Yes



ESD SERIE 9000

ESD adapted shelves. Adjustable handle. Shelf height adjustable. 4 shelves.

PRODUCT	COLOUR	DIMENSIONS (LxWxH)	LOAD	BRAKES
KM9000-4S-ESD	Electro galvanised	1190 x 650 x 1695 mm	300 kg	No
KM9000-4S-ESDB	Electro galvanised	1190 x 650 x 1695 mm	300 kg	Yes
KM9000-4M-ESD	Electro galvanised	1390 x 650 x 1695 mm	300 kg	No
KM9000-4M-ESDB	Electro galvanised	1390 x 650 x 1695 mm	300 kg	Yes



ESD SERIE 9000

ESD adapted shelves. Adjustable handle. Shelf height adjustable. 4 shelves.

PRODUCT	COLOUR	DIMENSIONS (LxWxH)	LOAD	BRAKES
KM9000-4L-ESD	Electro galvanised	1590 x 650 x 1695 mm	300 kg	No
KM9000-4L-ESDB	Electro galvanised	1590 x 650 x 1695 mm	300 kg	Yes
KM9000-4XL-ESD	Electro galvanised	1790 x 650 x 1695 mm	300 kg	No
KM9000-4XL-ESDB	Electro galvanised	1790 x 650 x 1695 mm	300 kg	Yes



## ESD SACKTROLLEY

Suitable for 125 L sack. Castors: 4 swivel. Castors diameter: 75 mm.

PRODUCT	COLOUR	DIMENSIONS (LxWxH)	LOAD	BRAKES
KM3025-ESD	Electro galvanised	500 x 450 x 900 mm	75 kg	No
KM3026-ESD	Electro galvanised	770 x 470 x 900 mm	75 kg	No



## ESD SACKTROLLEY

Suitable for 60 L (KM3029-ESD) / 125 L (KM3030-ESD) sack. Castors: 4 swivel. Castors diameter: 50 mm.

PRODUCT	COLOUR	DIMENSIONS (LxWxH)	LOAD	BRAKES
KM3029-ESD	Electro galvanised	340 x 340 x 710 mm	30 kg	No
KM3030-ESD	Electro galvanised	450 x 380 x 900 mm	30 kg	No

Accessories: KM3029-1.



## ESD SACK TROLLEY

Suitable for 125 L sack. Castors: 4 swivel. Castors diameter: 100 mm.

PRODUCT	COLOUR	DIMENSIONS (LxWxH)	LOAD	BRAKES
KM153-SS-ESD	Electro galvanised	660 x 385 x 1090 mm	35 kg	No



## ESD DOLLY

Castors: 4 swivel. Castors diameter: 100 mm.

PRODUCT	COLOUR	DIMENSIONS (LxWxH)	LOAD	BRAKES
KM673-ESD	Electro galvanised	600 x 400 x 160 mm	300 kg	No



## Get the job done indoors and out

When you need to move a heavy load, our heavy duty trolleys are the way to go. With their large wheels, these trolleys can follow you everywhere: over uneven surfaces, through building sites, indoors and out. Our heavy duty trolleys are ideal for use in most settings, and we can fit them with mesh sides or wooden walls.



Your workmate

HEAVY DUTY TROLLEY, KM330150+KM1500L



## HEAVY DUTY TROLLEY

Powdercoated. Parking brake and pulling handle. Castors: 4 fixed. Castors diameter: 300 mm.

PRODUCT	COLOUR	DIMENSIONS (LxWxH)	LOAD	BRAKES
KM330095	Blue	950 x 545 x 396 mm	1000 kg	No
KM330120	Blue	1200 x 690 x 397 mm	1300 kg	No

Accessories: KM950L, KM1200L, KM330000H, KM330000H-4.



## PNEUMATIC WHEELS HEAVY DUTY TROLLEY

Powdercoated. Parking brake and pulling handle. Castors: 4 fixed. Castors diameter: 400 mm.

PRODUCT	COLOUR	DIMENSIONS (LxWxH)	LOAD	BRAKES
KM330150	Blue	1500 x 700 x 460 mm	1500 kg	No
KM330200	Blue	2000 x 1000 x 460 mm	1500 kg	No

Accessories: KM1500L, KM2000L, KM330000H, KM330000H-4, KM2000DP, KM2000-RL.



## PNEUMATIC WHEELS HEAVY DUTY TROLLEY

Powdercoated. Parking brake and pulling handle. Castors: 4 fixed. Castors diameter: 400 mm.

PRODUCT	COLOUR	DIMENSIONS (LxWxH)	LOAD	BRAKES
KM330250	Blue	2500 x 1000 x 460 mm	1500 kg	No
KM330300	Blue	3000 x 1000 x 490 mm	1500 kg	No

Accessories: KM2500L, KM330000H, KM330000H-4.



## PUNCTURE FREE WHEELS HEAVY DUTY TROLLEY

Powdercoated. Parking brake and pulling handle. Castors: 4 fixed. Castors diameter: 400 mm.

PRODUCT	COLOUR	DIMENSIONS (LxWxH)	LOAD	BRAKES
KM330150PF	Blue	1500 x 700 x 460 mm	1000 kg	No
KM330200PF	Blue	2000 x 1000 x 460 mm	1000 kg	No
KM330250PF	Blue	2500 x 1000 x 460 mm	1000 kg	No
KM330300PF	Blue	3000 x 1000 x 490 mm	1000 kg	No

Accessories: KM1500L, KM2000L, KM2500L, KM330000H, KM330000H-4.



PRODUCT	COLOUR	DIMENSIONS (LxWxH)	LOAD	BRAKES
KM2000DP	Aluminum	2000 x 1000 x 3 mm	-	-



ACCESSORIES CORNER POST

KM330000H: 1 pcs, KM330000H-4: 4 pcs.

PRODUCT	COLOUR	DIMENSIONS (LxWxH)	LOAD	BRAKES
KM330000H	Blue	490 x 40 x 40 mm	-	-
KM330000H-4	Blue	490 x 40 x 40 mm	-	-



ACCESSORIES DROPSIDES

PRODUCT	COLOUR	DIMENSIONS (LxWxH)	LOAD	BRAKES
KM950L	MDF, brown	950 x 545 x 300 mm	-	-
KM1200L	MDF, brown	1200 x 690 x 300 mm	-	-
KM1500L	MDF, brown	1500 x 700 x 300 mm	-	-
KM2000L	MDF, brown	2000 x 1000 x 300 mm	-	-
KM2500L	MDF, brown	2500 x 1000 x 300 mm	-	-



ACCESSORIES MESH SIDES

PRODUCT	COLOUR	DIMENSIONS (LxWxH)	LOAD	BRAKES
KM2000-RL	Blue	1920 x 910 x 800 mm	-	-





PNEUMATIC WHEELS HEAVY DUTY TROLLEY

Powdercoated. Castors: 2 fixed. Castors diameter: 400 mm.

PRODUCT	COLOUR	DIMENSIONS (LxWxH)	LOAD	BRAKES
KM129	Yellow	2326 x 615 x 775 mm	500 kg	No

Accessories: KM14-HF.



PUNCTURE FREE WHEELS HEAVY DUTY TROLLEY

Powdercoated. Castors: 2 fixed. Castors diameter: 400 mm.

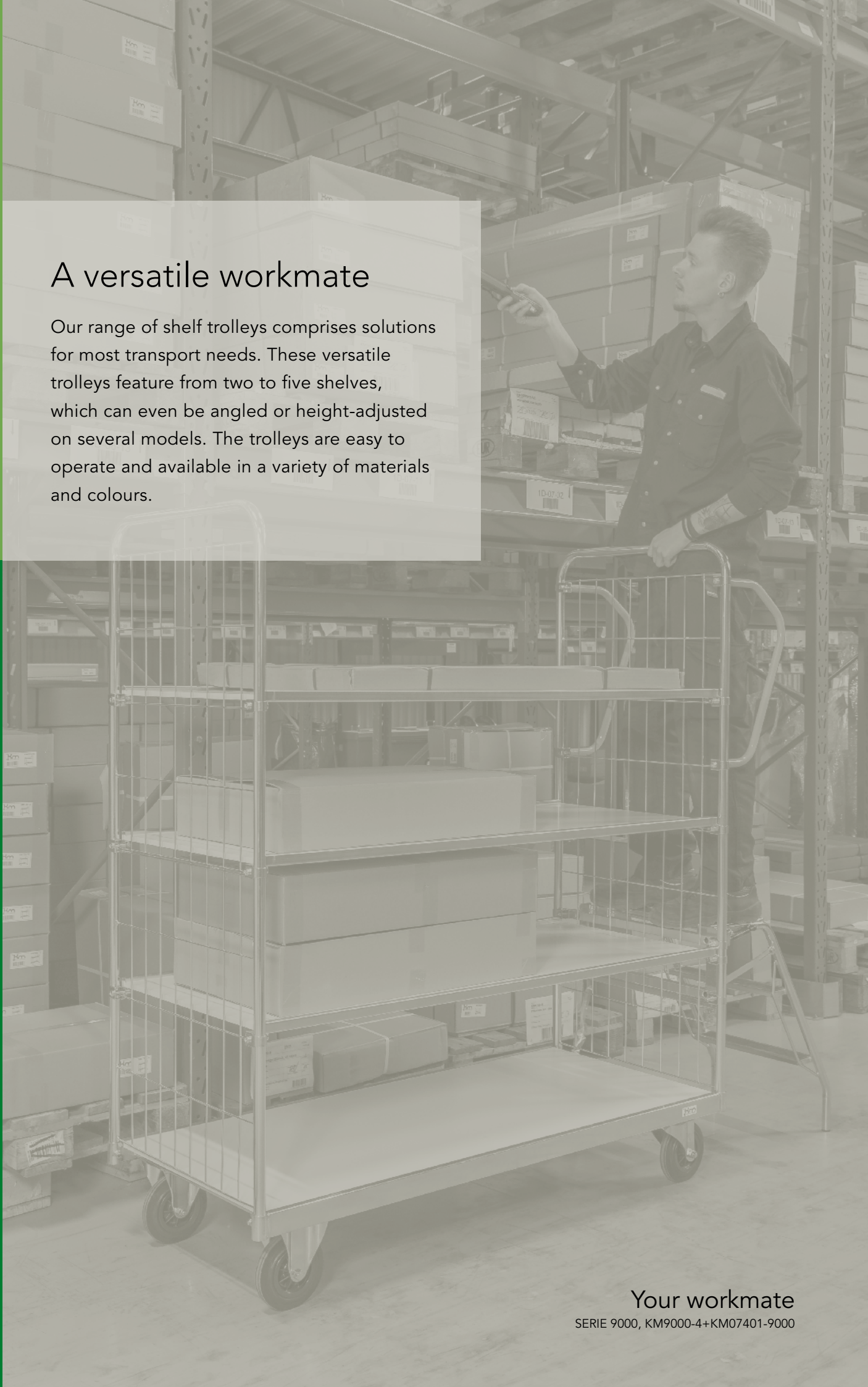
PRODUCT	COLOUR	DIMENSIONS (LxWxH)	LOAD	BRAKES
KM129PF	Yellow	2326 x 615 x 775 mm	500 kg	No

Accessories: KM14-HF.



## A versatile workmate

Our range of shelf trolleys comprises solutions for most transport needs. These versatile trolleys feature from two to five shelves, which can even be angled or height-adjusted on several models. The trolleys are easy to operate and available in a variety of materials and colours.



Your workmate

SERIE 9000, KM9000-4+KM07401-9000

WITHOUT RIM SHELF TROLLEY 2 LEVELS, FULLY WELDED

Powdercoated. 2 shelves. Distance between shelves: 540 mm. Castors: 2 fixed 2 swivel. Castors diameter: 160 mm.

PRODUCT	COLOUR	DIMENSIONS (LxWxH)	LOAD	BRAKES
KM4126	White	1080 x 450 x 975 mm	400 kg	No
KM4126B	White	1080 x 450 x 975 mm	400 kg	Yes
KM4168	White	1070 x 550 x 1000 mm	400 kg	No
KM4168B	White	1070 x 550 x 1000 mm	400 kg	Yes

Accessories: KM145-L, KM600H, KM600HEM. Optional castors: KM4102-4.



WITHOUT RIM SHELF TROLLEY 2 LEVELS, FULLY WELDED

Powdercoated. 2 shelves. Distance between shelves: 540 mm. Castors: 2 fixed 2 swivel. Castors diameter: 160 mm.

PRODUCT	COLOUR	DIMENSIONS (LxWxH)	LOAD	BRAKES
KM4126-B	Blue	1080 x 450 x 975 mm	400 kg	No
KM4126-BB	Blue	1080 x 450 x 975 mm	400 kg	Yes
KM4168-B	Blue	1070 x 550 x 1000 mm	400 kg	No
KM4168-BB	Blue	1070 x 550 x 1000 mm	400 kg	Yes

Accessories: KM145-L, KM600H, KM600HEM. Optional castors: KM4102-4.



WITHOUT RIM SHELF TROLLEY 2 LEVELS, FULLY WELDED

Electro zink plated. 2 shelves. Distance between shelves: 540 mm. Castors: 2 fixed 2 swivel. Castors diameter: 160 mm.

PRODUCT	COLOUR	DIMENSIONS (LxWxH)	LOAD	BRAKES
KM4126-E	Electro galvanised	1080 x 450 x 975 mm	400 kg	No
KM4126-EB	Electro galvanised	1080 x 450 x 975 mm	400 kg	Yes
KM4168-E	Electro galvanised	1070 x 550 x 1000 mm	400 kg	No
KM4168-EB	Electro galvanised	1070 x 550 x 1000 mm	400 kg	Yes

Accessories: KM145-L, KM600H, KM600HEM. Optional castors: KM4102-4.



WITH A 24 MM RIM SHELF TROLLEY 2 LEVELS, FULLY WELDED

Powdercoated. 2 shelves. Distance between shelves: 540 mm. Castors: 2 fixed 2 swivel. Castors diameter: 160 mm.

PRODUCT	COLOUR	DIMENSIONS (LxWxH)	LOAD	BRAKES
KM4133	White	1080 x 450 x 1000 mm	400 kg	No
KM4133B	White	1080 x 450 x 1000 mm	400 kg	Yes
KM4175	White	1070 x 550 x 1000 mm	400 kg	No
KM4175B	White	1070 x 550 x 1000 mm	400 kg	Yes

Accessories: KM145-L, KM600H, KM600HEM. Optional castors: KM4102-4.



## WITH A 24 MM RIM SHELF TROLLEY 2 LEVELS, FULLY WELDED

Powdercoated. 2 shelves. Distance between shelves: 540 mm. Castors: 2 fixed 2 swivel. Castors diameter: 160 mm.

PRODUCT	COLOUR	DIMENSIONS (LxWxH)	LOAD	BRAKES
KM4133-B	Blue	1080 x 450 x 1000 mm	400 kg	No
KM4133-BB	Blue	1080 x 450 x 1000 mm	400 kg	Yes
KM4175-B	Blue	1070 x 550 x 1000 mm	400 kg	No
KM4175-BB	Blue	1070 x 550 x 1000 mm	400 kg	Yes

Accessories: KM145-L, KM600H, KM600HEM. Optional castors: KM4102-4.



## WITH A 24 MM RIM SHELF TROLLEY 2 LEVELS, FULLY WELDED

Electro zink plated. 2 shelves. Distance between shelves: 540 mm. Castors: 2 fixed 2 swivel. Castors diameter: 160 mm.

PRODUCT	COLOUR	DIMENSIONS (LxWxH)	LOAD	BRAKES
KM4133-E	Electro galvanised	1080 x 450 x 1000 mm	400 kg	No
KM4133-EB	Electro galvanised	1080 x 450 x 1000 mm	400 kg	Yes
KM4175-E	Electro galvanised	1070 x 550 x 1000 mm	400 kg	No
KM4175-EB	Electro galvanised	1070 x 550 x 1000 mm	400 kg	Yes

Accessories: KM145-L, KM600H, KM600HEM. Optional castors: KM4102-4.



## WITHOUT RIM SHELF TROLLEY 3 LEVELS, FULLY WELDED

Powdercoated. 3 shelves. Castors: 2 fixed 2 swivel. Castors diameter: 160 mm.

PRODUCT	COLOUR	DIMENSIONS (LxWxH)	LOAD	BRAKES
KM4127	White	1080 x 450 x 975 mm	400 kg	No
KM4127B	White	1080 x 450 x 975 mm	400 kg	Yes
KM4169	White	1070 x 550 x 975 mm	400 kg	No
KM4169B	White	1070 x 550 x 975 mm	400 kg	Yes

Accessories: KM145-L, KM600H, KM600HEM. Optional castors: KM4102-4.



## WITHOUT RIM SHELF TROLLEY 3 LEVELS, FULLY WELDED

Powdercoated. 3 shelves. Castors: 2 fixed 2 swivel. Castors diameter: 160 mm.

PRODUCT	COLOUR	DIMENSIONS (LxWxH)	LOAD	BRAKES
KM4127-B	Blue	1080 x 450 x 975 mm	400 kg	No
KM4127-BB	Blue	1080 x 450 x 975 mm	400 kg	Yes
KM4169-B	Blue	1070 x 550 x 975 mm	400 kg	No
KM4169-BB	Blue	1070 x 550 x 975 mm	400 kg	Yes

Accessories: KM145-L, KM600H, KM600HEM. Optional castors: KM4102-4.



## WITHOUT RIM SHELF TROLLEY 3 LEVELS, FULLY WELDED

Electro zink plated. 3 shelves. Castors: 2 fixed 2 swivel. Castors diameter: 160 mm.

PRODUCT	COLOUR	DIMENSIONS (LxWxH)	LOAD	BRAKES
KM4127-E	Electro galvanised	1080 x 450 x 975 mm	400 kg	No
KM4127-EB	Electro galvanised	1080 x 450 x 975 mm	400 kg	Yes
KM4169-E	Electro galvanised	1070 x 550 x 975 mm	400 kg	No
KM4169-EB	Electro galvanised	1070 x 550 x 975 mm	400 kg	Yes

Accessories: KM145-L, KM600H, KM600HEM. Optional castors: KM4102-4.



## WITH A 24 MM RIM SHELF TROLLEY 3 LEVELS, FULLY WELDED

Powdercoated. 3 shelves. Castors: 2 fixed 2 swivel. Castors diameter: 160 mm.

PRODUCT	COLOUR	DIMENSIONS (LxWxH)	LOAD	BRAKES
KM4134	White	1080 x 450 x 1000 mm	400 kg	No
KM4134B	White	1080 x 450 x 1000 mm	400 kg	Yes
KM4176	White	1070 x 550 x 1000 mm	400 kg	No
KM4176B	White	1070 x 550 x 1000 mm	400 kg	Yes

Accessories: KM145-L, KM600H, KM600HEM. Optional castors: KM4102-4.



## WITH A 24 MM RIM SHELF TROLLEY 3 LEVELS, FULLY WELDED

Powdercoated. 3 shelves. Castors: 2 fixed 2 swivel. Castors diameter: 160 mm.

PRODUCT	COLOUR	DIMENSIONS (LxWxH)	LOAD	BRAKES
KM4134-B	Blue	1080 x 450 x 1000 mm	400 kg	No
KM4134-BB	Blue	1080 x 450 x 1000 mm	400 kg	Yes
KM4176-B	Blue	1070 x 550 x 1000 mm	400 kg	No
KM4176-BB	Blue	1070 x 550 x 1000 mm	400 kg	Yes

Accessories: KM145-L, KM600H, KM600HEM. Optional castors: KM4102-4.



## WITH A 24 MM RIM SHELF TROLLEY 3 LEVELS, FULLY WELDED

Electro zink plated. 3 shelves. Castors: 2 fixed 2 swivel. Castors diameter: 160 mm.

PRODUCT	COLOUR	DIMENSIONS (LxWxH)	LOAD	BRAKES
KM4134-E	Electro galvanised	1080 x 450 x 1000 mm	400 kg	No
KM4134-EB	Electro galvanised	1080 x 450 x 1000 mm	400 kg	Yes
KM4176-E	Electro galvanised	1070 x 550 x 1000 mm	400 kg	No
KM4176-EB	Electro galvanised	1070 x 550 x 1000 mm	400 kg	Yes

Accessories: KM145-L, KM600H, KM600HEM. Optional castors: KM4102-4.



## WITHOUT RIM SHELF TROLLEY 3 LEVELS, FULLY WELDED

Powdercoated. 3 shelves. Castors: 2 fixed 2 swivel. Castors diameter: 160 mm.

PRODUCT	COLOUR	DIMENSIONS (LxWxH)	LOAD	BRAKES
KM4144	White	955 x 550 x 1470 mm	400 kg	No
KM4144B	White	955 x 550 x 1470 mm	400 kg	Yes

Accessories: KM145-L, KM600H, KM600HEM. Optional castors: KM4102-4.



## WITHOUT RIM SHELF TROLLEY 3 LEVELS, FULLY WELDED

Powdercoated. 3 shelves. Castors: 2 fixed 2 swivel. Castors diameter: 160 mm.

PRODUCT	COLOUR	DIMENSIONS (LxWxH)	LOAD	BRAKES
KM4144-B	Blue	955 x 550 x 1470 mm	400 kg	No
KM4144-BB	Blue	955 x 550 x 1470 mm	400 kg	Yes

Accessories: KM145-L, KM600H, KM600HEM. Optional castors: KM4102-4.



## WITHOUT RIM SHELF TROLLEY 3 LEVELS, FULLY WELDED

Electro zink plated. 3 shelves. Castors: 2 fixed 2 swivel. Castors diameter: 160 mm.

PRODUCT	COLOUR	DIMENSIONS (LxWxH)	LOAD	BRAKES
KM4144-E	Electro galvanised	955 x 550 x 1470 mm	400 kg	No
KM4144-EB	Electro galvanised	955 x 550 x 1470 mm	400 kg	Yes

Accessories: KM145-L, KM600H, KM600HEM. Optional castors: KM4102-4.



## WITH A 24 MM RIM SHELF TROLLEY 3 LEVELS, FULLY WELDED

Powdercoated. 3 shelves. Castors: 2 fixed 2 swivel. Castors diameter: 160 mm.

PRODUCT	COLOUR	DIMENSIONS (LxWxH)	LOAD	BRAKES
KM4149	White	955 x 550 x 1490 mm	400 kg	No
KM4149B	White	955 x 550 x 1490 mm	400 kg	Yes

Accessories: KM145-L, KM600H, KM600HEM. Optional castors: KM4102-4.



WITH A 24 MM RIM SHELF TROLLEY 3 LEVELS, FULLY WELDED

Powdercoated. 3 shelves. Castors: 2 fixed 2 swivel. Castors diameter: 160 mm.

PRODUCT	COLOUR	DIMENSIONS (LxWxH)	LOAD	BRAKES
KM4149-B	Blue	955 x 550 x 1490 mm	400 kg	No
KM4149-BB	Blue	955 x 550 x 1490 mm	400 kg	Yes

Accessories: KM145-L, KM600H, KM600HEM. Optional castors: KM4102-4.



WITH A 24 MM RIM SHELF TROLLEY 3 LEVELS, FULLY WELDED

Electro zink plated. 3 shelves. Castors: 2 fixed 2 swivel. Castors diameter: 160 mm.

PRODUCT	COLOUR	DIMENSIONS (LxWxH)	LOAD	BRAKES
KM4149-E	Electro galvanised	955 x 550 x 1490 mm	400 kg	No
KM4149-EB	Electro galvanised	955 x 550 x 1490 mm	400 kg	Yes

Accessories: KM145-L, KM600H, KM600HEM. Optional castors: KM4102-4.



WITHOUT RIM SHELF TROLLEY 5 LEVELS, FULLY WELDED

Powdercoated. 5 shelves. Distance between shelves: 260 mm. Castors: 2 fixed 2 swivel. Castors diameter: 160 mm.

PRODUCT	COLOUR	DIMENSIONS (LxWxH)	LOAD	BRAKES
KM4145	White	955 x 550 x 1470 mm	400 kg	No
KM4145B	White	955 x 550 x 1470 mm	400 kg	Yes

Accessories: KM145-L, KM600H, KM600HEM. Optional castors: KM4102-4.



WITHOUT RIM SHELF TROLLEY 5 LEVELS, FULLY WELDED

Powdercoated. 5 shelves. Distance between shelves: 260 mm. Castors: 2 fixed 2 swivel. Castors diameter: 160 mm.

PRODUCT	COLOUR	DIMENSIONS (LxWxH)	LOAD	BRAKES
KM4145-B	Blue	955 x 550 x 1470 mm	400 kg	No
KM4145-BB	Blue	955 x 550 x 1470 mm	400 kg	Yes

Accessories: KM145-L, KM600H, KM600HEM. Optional castors: KM4102-4.



## WITHOUT RIM SHELF TROLLEY 5 LEVELS, FULLY WELDED

Electro zink plated. 5 shelves. Distance between shelves: 260 mm. Castors: 2 fixed 2 swivel. Castors diameter: 160 mm.

PRODUCT	COLOUR	DIMENSIONS (LxWxH)	LOAD	BRAKES
KM4145-E	Electro galvanised	955 x 550 x 1470 mm	400 kg	No
KM4145-EB	Electro galvanised	955 x 550 x 1470 mm	400 kg	Yes

Accessories: KM145-L, KM600H, KM600HEM. Optional castors: KM4102-4.



## WITH A 24 MM RIM SHELF TROLLEY 5 LEVELS, FULLY WELDED

Powdercoated. 5 shelves. Distance between shelves: 260 mm. Castors: 2 fixed 2 swivel. Castors diameter: 160 mm.

PRODUCT	COLOUR	DIMENSIONS (LxWxH)	LOAD	BRAKES
KM4150	White	955 x 550 x 1490 mm	400 kg	No
KM4150B	White	955 x 550 x 1490 mm	400 kg	Yes

Accessories: KM145-L, KM600H, KM600HEM. Optional castors: KM4102-4.



## WITH A 24 MM RIM SHELF TROLLEY 5 LEVELS, FULLY WELDED

Powdercoated. 5 shelves. Distance between shelves: 260 mm. Castors: 2 fixed 2 swivel. Castors diameter: 160 mm.

PRODUCT	COLOUR	DIMENSIONS (LxWxH)	LOAD	BRAKES
KM4150-B	Blue	955 x 550 x 1490 mm	400 kg	No
KM4150-BB	Blue	955 x 550 x 1490 mm	400 kg	Yes

Accessories: KM145-L, KM600H, KM600HEM. Optional castors: KM4102-4.



## WITH A 24 MM RIM SHELF TROLLEY 5 LEVELS, FULLY WELDED

Electro zink plated. 5 shelves. Distance between shelves: 260 mm. Castors: 2 fixed 2 swivel. Castors diameter: 160 mm.

PRODUCT	COLOUR	DIMENSIONS (LxWxH)	LOAD	BRAKES
KM4150-E	Electro galvanised	955 x 550 x 1490 mm	400 kg	No
KM4150-EB	Electro galvanised	955 x 550 x 1490 mm	400 kg	Yes

Accessories: KM145-L, KM600H, KM600HEM. Optional castors: KM4102-4.





## LIGHT SHELF TROLLEY

Powdercoated. Shelf can be mounted with lip up or down, lip 24 mm. 2 shelves. Shelf capacity: 125 kg. Castors: 4 swivel. Castors diameter: 125 mm.

PRODUCT	COLOUR	DIMENSIONS (LxWxH)	LOAD	BRAKES
KM4147	White	1070 x 585 x 940 mm	250 kg	No
KM4147B	White	1070 x 585 x 940 mm	250 kg	Yes
KM4147-B	Blue	1070 x 585 x 940 mm	250 kg	No
KM4147-BB	Blue	1070 x 585 x 940 mm	250 kg	Yes

Accessories: KM145-L, KM600H, KM600HEM. Optional castors: KM1000-5.



## LIGHT SHELF TROLLEY

Electro zink plated. Shelf can be mounted with lip up or down, lip 24 mm. 2 shelves. Shelf capacity: 125 kg. Castors: 4 swivel. Castors diameter: 125 mm.

PRODUCT	COLOUR	DIMENSIONS (LxWxH)	LOAD	BRAKES
KM4147-E	Electro galvanised	1070 x 585 x 940 mm	250 kg	No
KM4147-EB	Electro galvanised	1070 x 585 x 940 mm	250 kg	Yes

Accessories: KM600H, KM600HEM, KM145-L. Optional castors: KM1000-5.



## LIGHT SHELF TROLLEY

Powdercoated. Shelf can be mounted with lip up or down, lip 24 mm. 3 shelves. Shelf capacity: 80 kg. Castors: 4 swivel. Castors diameter: 125 mm.

PRODUCT	COLOUR	DIMENSIONS (LxWxH)	LOAD	BRAKES
KM4148	White	1070 x 585 x 940 mm	250 kg	No
KM4148B	White	1070 x 585 x 940 mm	250 kg	Yes
KM4148-B	Blue	1070 x 585 x 940 mm	250 kg	No
KM4148-BB	Blue	1070 x 585 x 940 mm	250 kg	Yes

Accessories: KM600H, KM600HEM, KM145-L. Optional castors: KM1000-5.



## LIGHT SHELF TROLLEY

Electro zink plated. Shelf can be mounted with lip up or down, lip 24 mm. 3 shelves. Shelf capacity: 80 kg. Castors: 4 swivel. Castors diameter: 125 mm.

PRODUCT	COLOUR	DIMENSIONS (LxWxH)	LOAD	BRAKES
KM4148-E	Electro galvanised	1070 x 585 x 940 mm	250 kg	No
KM4148-EB	Electro galvanised	1070 x 585 x 940 mm	250 kg	Yes

Accessories: KM600H, KM600HEM, KM145-L. Optional castors: KM1000-5.



## LIGHT SHELF TROLLEY

Powdercoated. Shelf can be mounted with lip up or down, lip 24 mm. 3 shelves. Shelf capacity: 80 kg. Castors: 4 swivel. Castors diameter: 125 mm.

PRODUCT	COLOUR	DIMENSIONS (LxWxH)	LOAD	BRAKES
KM4123	White	980 x 585 x 1445 mm	250 kg	No
KM4123B	White	980 x 585 x 1445 mm	250 kg	Yes
KM4123-B	Blue	980 x 585 x 1445 mm	250 kg	No
KM4123-BB	Blue	980 x 585 x 1445 mm	250 kg	Yes

Accessories: KM145-L, KM600H, KM600HEM. Optional castors: KM1000-5.



## LIGHT SHELF TROLLEY

Electro zink plated. Shelf can be mounted with lip up or down, lip 24 mm. 3 shelves. Shelf capacity: 80 kg. Castors: 4 swivel. Castors diameter: 125 mm.

PRODUCT	COLOUR	DIMENSIONS (LxWxH)	LOAD	BRAKES
KM4123-E	Electro galvanised	980 x 585 x 1445 mm	250 kg	No
KM4123-EB	Electro galvanised	980 x 585 x 1445 mm	250 kg	Yes

Accessories: KM145-L, KM600H, KM600HEM. Optional castors: KM1000-5.



## LIGHT SHELF TROLLEY

Powdercoated. Shelf can be mounted with lip up or down, lip 24 mm. 4 shelves. Shelf capacity: 60 kg. Castors: 4 swivel. Castors diameter: 125 mm.

PRODUCT	COLOUR	DIMENSIONS (LxWxH)	LOAD	BRAKES
KM4125	White	980 x 585 x 1445 mm	250 kg	No
KM4125B	White	980 x 585 x 1445 mm	250 kg	Yes
KM4125-B	Blue	980 x 585 x 1445 mm	250 kg	No
KM4125-BB	Blue	980 x 585 x 1445 mm	250 kg	Yes

Accessories: KM145-L, KM600H, KM600HEM. Optional castors: KM1000-5.



## LIGHT SHELF TROLLEY

Electro zink plated. Shelf can be mounted with lip up or down, lip 24 mm. 4 shelves. Shelf capacity: 60 kg. Castors: 4 swivel. Castors diameter: 125 mm.

PRODUCT	COLOUR	DIMENSIONS (LxWxH)	LOAD	BRAKES
KM4125-E	Electro galvanised	980 x 585 x 1445 mm	250 kg	No
KM4125-EB	Electro galvanised	980 x 585 x 1445 mm	250 kg	Yes

Accessories: KM145-L, KM600H, KM600HEM. Optional castors: KM1000-5.



## LIGHT SHELF TROLLEY

Powdercoated. Shelf can be mounted with lip up or down, lip 24 mm. 5 shelves. Shelf capacity: 50 kg. Castors: 4 swivel. Castors diameter: 125 mm.

PRODUCT	COLOUR	DIMENSIONS (LxWxH)	LOAD	BRAKES
KM4124	White	980 x 585 x 1445 mm	250 kg	No
KM4124B	White	980 x 585 x 1445 mm	250 kg	Yes
KM4124-B	Blue	980 x 585 x 1445 mm	250 kg	No
KM4124-BB	Blue	980 x 585 x 1445 mm	250 kg	Yes

Accessories: KM145-L, KM600H, KM600HEM. Optional castors: KM1000-5.



## LIGHT SHELF TROLLEY

Electro zink plated. Shelf can be mounted with lip up or down, lip 24 mm. 5 shelves. Shelf capacity: 50 kg. Castors: 4 swivel. Castors diameter: 125 mm.

PRODUCT	COLOUR	DIMENSIONS (LxWxH)	LOAD	BRAKES
KM4124-E	Electro galvanised	980 x 585 x 1445 mm	250 kg	No
KM4124-EB	Electro galvanised	980 x 585 x 1445 mm	250 kg	Yes

Accessories: KM145-L, KM600H, KM600HEM. Optional castors: KM1000-5.



## SHELF TROLLEY, ALU-ZINC

Suitable for Euroboxes 600 x 400 mm. 3 shelves. Height to first shelf: 150 mm. Distance between shelves: 300 mm. Shelf capacity: 50 kg. Castors: 4 swivel. Castors diameter: 100 mm.

PRODUCT	COLOUR	DIMENSIONS (LxWxH)	LOAD	BRAKES
KM9100-A	Grey	690 x 420 x 850 mm	150 kg	No

Accessories: KM9100-HM.



## ACCESSORIES RUBBER MAT

PRODUCT	COLOUR	DIMENSIONS (LxWxH)	LOAD	BRAKES
KM9100-HM	Black	650 x 410 x 2.5 mm	-	-



## MINI TROLLEY

Powdercoated. Suitable for children in Kindergarten. 2 shelves. Distance between shelves: 160 mm. Shelf capacity: 40 kg. Castors: 4 swivel 2 with brake. Castors diameter: 75 mm.

PRODUCT	COLOUR	DIMENSIONS (LxWxH)	LOAD	BRAKES
KM11357-MINI	Burgundy	530 x 375 x 550 mm	80 kg	Yes
KM21357-MINI	Green	530 x 375 x 550 mm	80 kg	Yes



## MINI TROLLEY

Powdercoated. Suitable for children in Kindergarten. 2 shelves. Distance between shelves: 160 mm. Shelf capacity: 40 kg. Castors: 4 swivel 2 with brake. Castors diameter: 75 mm.

PRODUCT	COLOUR	DIMENSIONS (LxWxH)	LOAD	BRAKES
KM31357-MINI	Blue	530 x 375 x 550 mm	80 kg	Yes
KM41357-MINI	White	530 x 375 x 550 mm	80 kg	Yes



## MINI TROLLEY

Powdercoated. Suitable for children in Kindergarten. 2 shelves. Distance between shelves: 160 mm. Shelf capacity: 40 kg. Castors: 4 swivel 2 with brake. Castors diameter: 75 mm.

PRODUCT	COLOUR	DIMENSIONS (LxWxH)	LOAD	BRAKES
KM51357-MINI	Yellow	530 x 375 x 550 mm	80 kg	Yes
KM61357-MINI	Orange	530 x 375 x 550 mm	80 kg	Yes



## MINI TROLLEY

Powdercoated. Suitable for children in Kindergarten. 2 shelves. Distance between shelves: 160 mm. Shelf capacity: 40 kg. Castors: 4 swivel 2 with brake. Castors diameter: 75 mm.

PRODUCT	COLOUR	DIMENSIONS (LxWxH)	LOAD	BRAKES
KM71357-MINI	Red	530 x 375 x 550 mm	80 kg	Yes
KM91357-MINI	Anthracite grey	530 x 375 x 550 mm	80 kg	Yes



## COLOUR TROLLEY 2 LEVELS

Shelf can be mounted with lip up or down, lip 24 mm. 2 shelves. Distance between shelves: 530 mm. Castors: 4 swivel. Castors diameter: 125 mm.

PRODUCT	COLOUR	DIMENSIONS (LxWxH)	LOAD	BRAKES
KM1105	Burgundy	1080 x 480 x 940 mm	250 kg	No
KM1105B	Burgundy	1080 x 480 x 940 mm	250 kg	Yes
KM2105	Green	1080 x 480 x 940 mm	250 kg	No
KM2105B	Green	1080 x 480 x 940 mm	250 kg	Yes

Accessories: KM145-L, KM600H, KM600HEM. Optional castors: KM1000-5.



## COLOUR TROLLEY 2 LEVELS

Shelf can be mounted with lip up or down, lip 24 mm. 2 shelves. Distance between shelves: 530 mm. Castors: 4 swivel. Castors diameter: 125 mm.

PRODUCT	COLOUR	DIMENSIONS (LxWxH)	LOAD	BRAKES
KM3105	Blue	1080 x 480 x 940 mm	250 kg	No
KM3105B	Blue	1080 x 480 x 940 mm	250 kg	Yes
KM4105	White	1080 x 480 x 940 mm	250 kg	No
KM4105B	White	1080 x 480 x 940 mm	250 kg	Yes

Accessories: KM600H, KM600HEM, KM145-L. Optional castors: KM1000-5.



## COLOUR TROLLEY 2 LEVELS

Shelf can be mounted with lip up or down, lip 24 mm. 2 shelves. Distance between shelves: 530 mm. Castors: 4 swivel. Castors diameter: 125 mm.

PRODUCT	COLOUR	DIMENSIONS (LxWxH)	LOAD	BRAKES
KM4105-E	Electro galvanised	1080 x 480 x 940 mm	250 kg	No
KM4105-EB	Electro galvanised	1080 x 480 x 940 mm	250 kg	Yes
KM5105	Yellow	1080 x 480 x 940 mm	250 kg	No
KM5105B	Yellow	1080 x 480 x 940 mm	250 kg	Yes

Accessories: KM145-L, KM600H, KM600HEM. Optional castors: KM1000-5.



## COLOUR TROLLEY 2 LEVELS

Shelf can be mounted with lip up or down, lip 24 mm. 2 shelves. Distance between shelves: 530 mm. Castors: 4 swivel. Castors diameter: 125 mm.

PRODUCT	COLOUR	DIMENSIONS (LxWxH)	LOAD	BRAKES
KM6105	Orange	1080 x 480 x 940 mm	250 kg	No
KM6105B	Orange	1080 x 480 x 940 mm	250 kg	Yes
KM7105	Red	1080 x 480 x 940 mm	250 kg	No
KM7105B	Red	1080 x 480 x 940 mm	250 kg	Yes

Accessories: KM145-L, KM600H, KM600HEM. Optional castors: KM1000-5.



## COLOUR TROLLEY 2 LEVELS

Shelf can be mounted with lip up or down, lip 24 mm. 2 shelves. Distance between shelves: 530 mm. Castors: 4 swivel. Castors diameter: 125 mm.

PRODUCT	COLOUR	DIMENSIONS (LxWxH)	LOAD	BRAKES
KM9105	Anthracite grey	1080 x 480 x 940 mm	250 kg	No
KM9105B	Anthracite grey	1080 x 480 x 940 mm	250 kg	Yes

Accessories: KM600H, KM600HEM, KM145-L. Optional castors: KM1000-5.



## COLOUR TROLLEY 3 LEVELS

Shelf can be mounted with lip up or down, lip 24 mm. 3 shelves. Distance between shelves: 250 mm. Castors: 4 swivel. Castors diameter: 125 mm.

PRODUCT	COLOUR	DIMENSIONS (LxWxH)	LOAD	BRAKES
KM1106	Burgundy	1080 x 480 x 940 mm	250 kg	No
KM1106B	Burgundy	1080 x 480 x 940 mm	250 kg	Yes
KM2106	Green	1080 x 480 x 940 mm	250 kg	No
KM2106B	Green	1080 x 480 x 940 mm	250 kg	Yes

Accessories: KM145-L, KM600H, KM600HEM. Optional castors: KM1000-5.



## COLOUR TROLLEY 3 LEVELS

Shelf can be mounted with lip up or down, lip 24 mm. 3 shelves. Distance between shelves: 250 mm. Castors: 4 swivel. Castors diameter: 125 mm.

PRODUCT	COLOUR	DIMENSIONS (LxWxH)	LOAD	BRAKES
KM3106	Blue	1080 x 480 x 940 mm	250 kg	No
KM3106B	Blue	1080 x 480 x 940 mm	250 kg	Yes
KM4106	White	1080 x 480 x 940 mm	250 kg	No
KM4106B	White	1080 x 480 x 940 mm	250 kg	Yes

Accessories: KM600H, KM600HEM, KM145-L. Optional castors: KM1000-5.



## COLOUR TROLLEY 3 LEVELS

Shelf can be mounted with lip up or down, lip 24 mm. 3 shelves. Distance between shelves: 250 mm. Castors: 4 swivel. Castors diameter: 125 mm.

PRODUCT	COLOUR	DIMENSIONS (LxWxH)	LOAD	BRAKES
KM4106-E	Electro galvanised	1080 x 480 x 940 mm	250 kg	No
KM4106-EB	Electro galvanised	1080 x 480 x 940 mm	250 kg	Yes
KM5106	Yellow	1080 x 480 x 940 mm	250 kg	No
KM5106B	Yellow	1080 x 480 x 940 mm	250 kg	Yes

Accessories: KM145-L, KM600H, KM600HEM. Optional castors: KM1000-5.



## COLOUR TROLLEY 3 LEVELS

Shelf can be mounted with lip up or down, lip 24 mm. 3 shelves. Distance between shelves: 250 mm. Castors: 4 swivel. Castors diameter: 125 mm.

PRODUCT	COLOUR	DIMENSIONS (LxWxH)	LOAD	BRAKES
KM6106	Orange	1080 x 480 x 940 mm	250 kg	No
KM6106B	Orange	1080 x 480 x 940 mm	250 kg	Yes
KM7106	Red	1080 x 480 x 940 mm	250 kg	No
KM7106B	Red	1080 x 480 x 940 mm	250 kg	Yes

Accessories: KM145-L, KM600H, KM600HEM. Optional castors: KM1000-5.



## COLOUR TROLLEY 3 LEVELS

Shelf can be mounted with lip up or down, lip 24 mm. 3 shelves. Distance between shelves: 250 mm. Castors: 4 swivel. Castors diameter: 125 mm.

PRODUCT	COLOUR	DIMENSIONS (LxWxH)	LOAD	BRAKES
KM9106	Anthracite grey	1080 x 480 x 940 mm	250 kg	No
KM9106B	Anthracite grey	1080 x 480 x 940 mm	250 kg	Yes

Accessories: KM600H, KM600HEM, KM145-L. Optional castors: KM1000-5.



## SERIE 8000

Electro zink plated with laminated board. Shelf height adjustable. Adjustable handle. 2 shelves. Shelf capacity: 125 kg. Castors: 4 swivel. Castors diameter: 125 mm.

PRODUCT	COLOUR	DIMENSIONS (LxWxH)	LOAD	BRAKES
KM8000-2L-CL	Electro galvanised	1195 x 470 x 1120 mm	250 kg	Yes
KM8000-2XL-CL	Electro galvanised	1395 x 470 x 1120 mm	250 kg	Yes

Accessories: KM07401, KM8000-HA, KM8000-LH, KM8000-T, X2005-L, KM145-L.



## SERIE 8000

Electro zink plated with laminated board. Shelf height adjustable. Adjustable handle. 3 shelves. Shelf capacity: 125 kg. Castors: 4 swivel. Castors diameter: 125 mm.

PRODUCT	COLOUR	DIMENSIONS (LxWxH)	LOAD	BRAKES
KM8000-3L-CL	Electro galvanised	1195 x 470 x 1120 mm	250 kg	Yes
KM8000-3XL-CL	Electro galvanised	1395 x 470 x 1120 mm	250 kg	Yes

Accessories: X2005-L, KM145-L, KM07401, KM8000-3LG, KM8000-HA, KM8000-LH, KM8000-XLH, KM8000-T.



## SERIE 8000

Electro zink plated with laminated board. Shelf height adjustable. Adjustable handle. 4 shelves. Shelf capacity: 125 kg. Castors: 4 swivel. Castors diameter: 125 mm.

PRODUCT	COLOUR	DIMENSIONS (LxWxH)	LOAD	BRAKES
KM8000-4L-CL	Electro galvanised	1195 x 470 x 1590 mm	250 kg	Yes
KM8000-4XL-CL	Electro galvanised	1395 x 470 x 1590 mm	250 kg	Yes

Accessories: X2005-L, KM145-L, KM07401, KM8000-4LG, KM8000-HA, KM8000-LH, KM8000-XLH, KM8000-T.



## SERIE 8000

Electro zink plated with laminated board. Shelf height adjustable. Adjustable handle. 2 shelves. Shelf capacity: 125 kg. Castors: 4 swivel. Castors diameter: 125 mm.

PRODUCT	COLOUR	DIMENSIONS (LxWxH)	LOAD	BRAKES
KM8000-2M-UN	Electro galvanised	945 x 470 x 1120 mm	250 kg	No
KM8000-2M-UNB	Electro galvanised	945 x 470 x 1120 mm	250 kg	Yes
KM8000-2L-UN	Electro galvanised	1195 x 470 x 1120 mm	250 kg	No
KM8000-2L-UNB	Electro galvanised	1195 x 470 x 1120 mm	250 kg	Yes

Accessories: X2005-L, KM145-L, KM07401, KM8000-HA, KM8000-MH, KM8000-LH, KM8000-T.





## SERIE 8000

Electro zink plated with laminated board. Shelf height adjustable. Adjustable handle. 2 shelves. Shelf capacity: 125 kg. Castors: 4 swivel. Castors diameter: 125 mm.

PRODUCT	COLOUR	DIMENSIONS (LxWxH)	LOAD	BRAKES
KM8000-2S	Electro galvanised	815 x 470 x 1120 mm	250 kg	No
KM8000-2SB	Electro galvanised	815 x 470 x 1120 mm	250 kg	Yes
KM8000-2M	Electro galvanised	945 x 470 x 1120 mm	250 kg	No
KM8000-2MB	Electro galvanised	945 x 470 x 1120 mm	250 kg	Yes

Accessories: KM07401, KM8000-HA, KM8000-SH, KM8000-MH, KM8000-T, X2005-L, KM145-L. Optional castors: KM1000-5.



## SERIE 8000

Electro zink plated with laminated board. Shelf height adjustable. Adjustable handle. 2 shelves. Shelf capacity: 125 kg. Castors: 4 swivel. Castors diameter: 125 mm.

PRODUCT	COLOUR	DIMENSIONS (LxWxH)	LOAD	BRAKES
KM8000-2L	Electro galvanised	1195 x 470 x 1120 mm	250 kg	No
KM8000-2LB	Electro galvanised	1195 x 470 x 1120 mm	250 kg	Yes
KM8000-2XL	Electro galvanised	1395 x 470 x 1120 mm	250 kg	No
KM8000-2XLB	Electro galvanised	1395 x 470 x 1120 mm	250 kg	Yes

Accessories: KM07401, KM8000-HA, KM8000-LH, KM8000-XLH, KM8000-T, X2005-L, KM145-L. Optional castors: KM1000-5.



## SERIE 8000

Electro zink plated with laminated board. Shelf height adjustable. Adjustable handle. 3 shelves. Shelf capacity: 125 kg. Castors: 4 swivel. Castors diameter: 125 mm.

PRODUCT	COLOUR	DIMENSIONS (LxWxH)	LOAD	BRAKES
KM8000-3S	Electro galvanised	815 x 470 x 1120 mm	250 kg	No
KM8000-3SB	Electro galvanised	815 x 470 x 1120 mm	250 kg	Yes
KM8000-3M	Electro galvanised	945 x 470 x 1120 mm	250 kg	No
KM8000-3MB	Electro galvanised	945 x 470 x 1120 mm	250 kg	Yes

Accessories: KM07401, KM8000-HA, KM8000-SH, KM8000-MH, KM8000-T, X2005-L, KM145-L. Optional castors: KM1000-5.



## SERIE 8000

Electro zink plated with laminated board. Shelf height adjustable. Adjustable handle. 3 shelves. Shelf capacity: 125 kg. Castors: 4 swivel. Castors diameter: 125 mm.

PRODUCT	COLOUR	DIMENSIONS (LxWxH)	LOAD	BRAKES
KM8000-3L	Electro galvanised	1195 x 470 x 1120 mm	250 kg	No
KM8000-3LB	Electro galvanised	1195 x 470 x 1120 mm	250 kg	Yes
KM8000-3XL	Electro galvanised	1395 x 470 x 1120 mm	250 kg	No
KM8000-3XLB	Electro galvanised	1395 x 470 x 1120 mm	250 kg	Yes

Accessories: KM07401, KM8000-3LG, KM8000-HA, KM8000-LH, KM8000-XLH, KM8000-T, X2005-L, KM145-L. Optional castors: KM1000-5.



Electro zink plated with laminated board. Shelf height adjustable. Adjustable handle. 4 shelves. Shelf capacity: 125 kg. Castors: 4 swivel. Castors diameter: 125 mm.

PRODUCT	COLOUR	DIMENSIONS (LxWxH)	LOAD	BRAKES
KM8000-4S	Electro galvanised	815 x 470 x 1590 mm	250 kg	No
KM8000-4SB	Electro galvanised	815 x 470 x 1590 mm	250 kg	Yes
KM8000-4M	Electro galvanised	945 x 470 x 1590 mm	250 kg	No
KM8000-4MB	Electro galvanised	945 x 470 x 1590 mm	250 kg	Yes

Accessories: KM07401, KM8000-HA, KM8000-SH, KM8000-MH, KM8000-T, X2005-L, KM145-L. Optional castors: KM1000-5.



Electro zink plated with laminated board. Shelf height adjustable. Adjustable handle. 4 shelves. Shelf capacity: 125 kg. Castors: 4 swivel. Castors diameter: 125 mm.

PRODUCT	COLOUR	DIMENSIONS (LxWxH)	LOAD	BRAKES
KM8000-4L	Electro galvanised	1195 x 470 x 1590 mm	250 kg	No
KM8000-4LB	Electro galvanised	1195 x 470 x 1590 mm	250 kg	Yes
KM8000-4XL	Electro galvanised	1395 x 470 x 1590 mm	250 kg	No
KM8000-4XLB	Electro galvanised	1395 x 470 x 1590 mm	250 kg	Yes

Accessories: KM07401, KM8000-4LG, KM8000-HA, KM8000-LH, KM8000-XLH, KM8000-T, X2005-L, KM145-L. Optional castors: KM1000-5.



ACCESSORIES SERIE 8000 GATES

PRODUCT	COLOUR	DIMENSIONS (LxWxH)	LOAD	BRAKES
KM8000-3LG	Electro galvanised	500 x 40 x 800 mm	-	-
KM8000-3XLG	Electro galvanised	600 x 40 x 800 mm	-	-
KM8000-4LG	Electro galvanised	500 x 40 x 1260 mm	-	-
KM8000-4XLG	Electro galvanised	600 x 40 x 1260 mm	-	-



ACCESSORIES SERIE 8000 SHELF

PRODUCT	COLOUR	DIMENSIONS (LxWxH)	LOAD	BRAKES
KM8000-SH	White	617 x 421 x 41 mm	-	-
KM8000-MH	White	747 x 421 x 41 mm	-	-
KM8000-LH	White	997 x 421 x 41 mm	-	-
KM8000-XLH	White	1197 x 421 x 41 mm	-	-



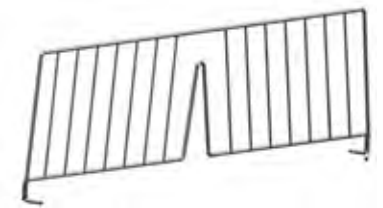
Tiltable.

PRODUCT	COLOUR	DIMENSIONS (LxWxH)	LOAD	BRAKES
KM8000-T	Electro galvanised	423 x 173 x 2 mm	-	-



## ACCESSORIES SERIE 8000 SHELF DIVIDERS

PRODUCT	COLOUR	DIMENSIONS (LxWxH)	LOAD	BRAKES
KM8000-HA	Electro galvanised	435 x 51 x 200 mm	-	-



## ACCESSORIES SERIE 8000 LADDER

PRODUCT	COLOUR	DIMENSIONS (LxWxH)	LOAD	BRAKES
KM07401	Electro galvanised	550 x 450 x 670 mm	125 kg	-



## SERIE 9000

Electro zink plated with laminated board. Shelf height adjustable. Adjustable handle. 2 shelves. Shelf capacity: 100 kg. Castors: 2 fixed 2 swivel. Castors diameter: 160 mm.

PRODUCT	COLOUR	DIMENSIONS (LxWxH)	LOAD	BRAKES
KM9000-2S	Electro galvanised	1190 x 650 x 1025 mm	300 kg	No
KM9000-2SB	Electro galvanised	1190 x 650 x 1025 mm	300 kg	Yes
KM9000-2M	Electro galvanised	1390 x 650 x 1025 mm	300 kg	No
KM9000-2MB	Electro galvanised	1390 x 650 x 1025 mm	300 kg	Yes

Accessories: KM07401-9000, KM9000-HA, KM9000-HAB, KM9000-SH, KM9000-MH, KM9000-T, X2005-L, KM145-L, KMFAK-4.



## SERIE 9000

Electro zink plated with laminated board. Shelf height adjustable. Adjustable handle. 2 shelves. Shelf capacity: 100 kg. Castors: 2 fixed 2 swivel. Castors diameter: 160 mm.

PRODUCT	COLOUR	DIMENSIONS (LxWxH)	LOAD	BRAKES
KM9000-2L	Electro galvanised	1590 x 650 x 1025 mm	300 kg	No
KM9000-2LB	Electro galvanised	1590 x 650 x 1025 mm	300 kg	Yes
KM9000-2XL	Electro galvanised	1790 x 650 x 1025 mm	300 kg	No
KM9000-2XLB	Electro galvanised	1790 x 650 x 1025 mm	300 kg	Yes

Accessories: KM07401-9000, KM9000-HA, KM9000-HAB, KM9000-LH, KM9000XLHYLLA, KM9000-T, X2005-L, KM145-L, KMFAK-4.



## SERIE 9000

Electro zink plated with laminated board. Shelf height adjustable. Adjustable handle. 3 shelves. Shelf capacity: 100 kg. Castors: 2 fixed 2 swivel. Castors diameter: 160 mm.

PRODUCT	COLOUR	DIMENSIONS (LxWxH)	LOAD	BRAKES
KM9000-3S	Electro galvanised	1190 x 650 x 1695 mm	300 kg	No
KM9000-3SB	Electro galvanised	1190 x 650 x 1695 mm	300 kg	Yes
KM9000-3M	Electro galvanised	1390 x 650 x 1695 mm	300 kg	No
KM9000-3MB	Electro galvanised	1390 x 650 x 1695 mm	300 kg	Yes

Accessories: KM07401-9000, KM9000-HA, KM9000-HAB, KM9000-SH, KM9000-MH, KM9000-T, X2005-L, KM145-L, KMFAK-4.



## SERIE 9000

Electro zink plated with laminated board. Shelf height adjustable. Adjustable handle. 3 shelves. Shelf capacity: 100 kg. Castors: 2 fixed 2 swivel. Castors diameter: 160 mm.

PRODUCT	COLOUR	DIMENSIONS (LxWxH)	LOAD	BRAKES
KM9000-3L	Electro galvanised	1590 x 650 x 1695 mm	300 kg	No
KM9000-3LB	Electro galvanised	1590 x 650 x 1695 mm	300 kg	Yes
KM9000-3XL	Electro galvanised	1790 x 650 x 1695 mm	300 kg	No
KM9000-3XLB	Electro galvanised	1790 x 650 x 1695 mm	300 kg	Yes

Accessories: KM07401-9000, KM9000-HA, KM9000-HAB, KM9000-LH, KM9000XLHYLLA, KM9000-T, X2005-L, KM145-L, KMFAK-4.



## SERIE 9000

Electro zink plated with laminated board. Shelf height adjustable. Adjustable handle. 4 shelves. Shelf capacity: 100 kg. Castors: 2 fixed 2 swivel. Castors diameter: 160 mm.

PRODUCT	COLOUR	DIMENSIONS (LxWxH)	LOAD	BRAKES
KM9000-4S	Electro galvanised	1190 x 650 x 1695 mm	300 kg	No
KM9000-4SB	Electro galvanised	1190 x 650 x 1695 mm	300 kg	Yes
KM9000-4M	Electro galvanised	1390 x 650 x 1695 mm	300 kg	No
KM9000-4MB	Electro galvanised	1390 x 650 x 1695 mm	300 kg	Yes

Accessories: KM07401-9000, KM9000-HA, KM9000-HAB, KM9000-SH, KM9000-MH, KM9000-T, X2005-L, KM145-L, KMFAK-4.



## SERIE 9000

Electro zink plated with laminated board. Shelf height adjustable. Adjustable handle. 4 shelves. Shelf capacity: 100 kg. Castors: 2 fixed 2 swivel. Castors diameter: 160 mm.

PRODUCT	COLOUR	DIMENSIONS (LxWxH)	LOAD	BRAKES
KM9000-4L	Electro galvanised	1590 x 650 x 1695 mm	300 kg	No
KM9000-4LB	Electro galvanised	1590 x 650 x 1695 mm	300 kg	Yes
KM9000-4XL	Electro galvanised	1790 x 650 x 1695 mm	300 kg	No
KM9000-4XLB	Electro galvanised	1790 x 650 x 1695 mm	300 kg	Yes

Accessories: KM07401-9000, KM9000-HA, KM9000-HAB, KM9000-LH, KM9000XLHYLLA, KM9000-T, X2005-L, KM145-L, KMFAK-4.



## ACCESSORIES SERIE 9000 SHELF

PRODUCT	COLOUR	DIMENSIONS (LxWxH)	LOAD	BRAKES
KM9000-SH	White	1000 x 600 x 41 mm	-	-
KM9000-MH	White	1200 x 600 x 41 mm	-	-
KM9000-LH	White	1400 x 600 x 41 mm	-	-
KM9000XLHYLLA	White	1600 x 600 x 41 mm	-	-



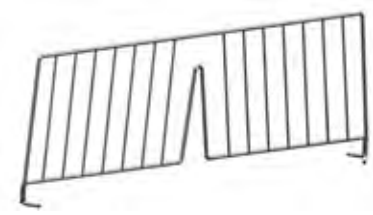
## ACCESSORIES SERIE 9000 SHELF

PRODUCT	COLOUR	DIMENSIONS (LxWxH)	LOAD	BRAKES
KM9000-T	Electro galvanised	606 x 238 x 2 mm	-	-



ACCESSORIES SERIE 9000 SHELF DIVIDERS

PRODUCT	COLOUR	DIMENSIONS (LxWxH)	LOAD	BRAKES
KM9000-HAB	Electro galvanised	650 x 51 x 200 mm	-	-
KM9000-HA	Electro galvanised	610 x 51 x 200 mm	-	-



ACCESSORIES SERIE 9000 LADDER

PRODUCT	COLOUR	DIMENSIONS (LxWxH)	LOAD	BRAKES
KM07401-9000	Electro galvanised	550 x 450 x 670 mm	125 kg	-



ACCESSORIES A4 SIGNHOLDER

PRODUCT	COLOUR	DIMENSIONS (LxWxH)	LOAD	BRAKES
KMFAK-4	Electro galvanised	300 x 225 x 13 mm	-	-



ACCESSORIES BOX

PRODUCT	COLOUR	DIMENSIONS (LxWxH)	LOAD	BRAKES
X2005-L	White	420 x 265 x 105 mm	-	-





## Connectable system

The Konga Moving System features several types of trolley with train couplings. This function is available on everything from versatile, all-round trolleys to shelf trolleys, pallet trolleys and platform trolleys, which can be linked up to form a "train" of the desired length and capacity.

Your workmate

ALLROUND TROLLEY WITH TOWING PACKAGE, KMKPH-109

## ALLROUND TROLLEY WITH TOWING PACKAGE

KM1000E (only trolley), KMKPH109 (only coupling and castors).

PRODUCT	COLOUR	DIMENSIONS (LxWxH)	LOAD	BRAKES
KM1000E	Electro galvanised	1005 x 590 x 1695 mm	-	No
KMKPH-109	Electro galvanised	561 x 510 x 70 mm	-	No
KMKPH-109B	Electro galvanised	561 x 510 x 70 mm	-	Yes



## ACCESSORIES SHELF TROLLEY WITH TOWING PACKAGE

Only coupling + castors (trolley not included). Castors: 2 swivel 2 fixed.

PRODUCT	COLOUR	DIMENSIONS (LxWxH)	LOAD	BRAKES
KMKPH-105	Electro galvanised	540 x 584 x 70 mm	-	No
KMKPH-105B	Electro galvanised	540 x 584 x 70 mm	-	Yes



## ACCESSORIES PALLET TROLLEY WITH TOWING PACKAGE

Only coupling + castors (trolley not included). Castors: 2 fixed 2 swivel. Castors diameter: 200 mm.

PRODUCT	COLOUR	DIMENSIONS (LxWxH)	LOAD	BRAKES
KMKPH-104	Electro galvanised	579 x 303 x 80 mm	-	No
KMKPH-104B	Electro galvanised	579 x 303 x 80 mm	-	Yes



## ACCESSORIES PLATFORM TROLLEY WITH TOWING PACKAGE

Only coupling + castors (trolley not included). Castors: 2 swivel 2 fixed.

PRODUCT	COLOUR	DIMENSIONS (LxWxH)	LOAD	BRAKES
KMKPH-101	Electro galvanised	719 x 690 x 70 mm	-	No
KMKPH-101B	Electro galvanised	719 x 690 x 70 mm	-	Yes
KMKPH-102	Electro galvanised	719 x 790 x 70 mm	-	No
KMKPH-102B	Electro galvanised	719 x 790 x 70 mm	-	Yes





## Practical solutions for offices and studies

Keep files, books, folders and reports in order. Kongamek office trolleys are ideal for taking work materials with you wherever you need them. Choose between practical shelves for storage or a functional writing surface that lets you get your work done without breaking stride.



Your workmate  
MINI TROLLEY, KM153-HT

## ARCHIVE TROLLEY

3 shelves. Height to first shelf: 260 mm. Distance between shelves: 340 mm. Shelf capacity: 50 kg. Castors: 4 swivel 2 with brake. Castors diameter: 100 mm.

PRODUCT	COLOUR	DIMENSIONS (LxWxH)	LOAD	BRAKES
KM158-DG	Dark Grey	780 x 345 x 1115 mm	150 kg	Yes

Accessories: KM158-AV, KM158-BV. Optional castors: KM1000-6.



## ARCHIVE TROLLEY

3 shelves. Height to first shelf: 260 mm. Distance between shelves: 340 mm. Shelf capacity: 50 kg. Castors: 4 swivel 2 with brake. Castors diameter: 100 mm.

PRODUCT	COLOUR	DIMENSIONS (LxWxH)	LOAD	BRAKES
KM158-LG	Light Grey	780 x 345 x 1115 mm	150 kg	Yes

Accessories: KM158-AV, KM158-BV. Optional castors: KM1000-6.



## ACCESSORIES SHELF DIVIDERS

PRODUCT	COLOUR	DIMENSIONS (LxWxH)	LOAD	BRAKES
KM158-AV	Grey	300 x 9 x 740 mm	-	-



## ACCESSORIES REAR WALL

PRODUCT	COLOUR	DIMENSIONS (LxWxH)	LOAD	BRAKES
KM158-BV	Grey	345 x 9 x 825 mm	-	-



## MOVING SHELF

Electro zink plated with laminated board. 6 booksupports included. 3 shelves. Shelf capacity: 25 kg. Castors: 4 swivel. Castors diameter: 100 mm.

PRODUCT	COLOUR	DIMENSIONS (LxWxH)	LOAD	BRAKES
KM151	Electro galvanised	790 x 290 x 1140 mm	75 kg	No

Accessories: KM153. Optional castors: KM1000-1, KM1000-4, KM1000-6.



## MOVING SHELF

Electro zink plated with laminated board. 3 shelves. Shelf capacity: 25 kg. Castors: 4 swivel. Castors diameter: 100 mm.

PRODUCT	COLOUR	DIMENSIONS (LxWxH)	LOAD	BRAKES
KM151S	Electro galvanised	790 x 290 x 1500 mm	75 kg	No

Accessories: KM153. Optional castors: KM1000-1, KM1000-4, KM1000-6.



## MOVING SHELF

Electro zink plated with laminated board. 4 shelves. Shelf capacity: 25 kg. Castors: 4 swivel. Castors diameter: 100 mm.

PRODUCT	COLOUR	DIMENSIONS (LxWxH)	LOAD	BRAKES
KM151S4	Electro galvanised	790 x 290 x 1500 mm	100 kg	No

Accessories: KM153. Optional castors: KM1000-1, KM1000-4, KM1000-6.



## MOVING SHELF

Electro zink plated with laminated board. 6 booksupports included. 3 shelves. Shelf capacity: 25 kg. Castors: 4 swivel. Castors diameter: 100 mm.

PRODUCT	COLOUR	DIMENSIONS (LxWxH)	LOAD	BRAKES
KM152	Electro galvanised	1000 x 290 x 1140 mm	75 kg	No

Accessories: KM153. Optional castors: KM1000-1, KM1000-4, KM1000-6.



## CLOTHES RACK

Adjustable in height. Castors: 4 swivel 2 with brake. Castors diameter: 100 mm.

PRODUCT	COLOUR	DIMENSIONS (LxWxH)	LOAD	BRAKES
KM113500	Grey	1180 x 710 x 1830 mm	75 kg	Yes



## CLOTHES RACK

Castors: 4 swivel. Castors diameter: 125 mm.

PRODUCT	COLOUR	DIMENSIONS (LxWxH)	LOAD	BRAKES
KM113700	Grey	1700 x 600 x 1690 mm	150 kg	No
KM113700B	Grey	1700 x 600 x 1690 mm	150 kg	Yes

Optional castors: KM1000-5.



## CLOTHES RACK

Castors: 4 swivel 2 with brake. Castors diameter: 100 mm.

PRODUCT	COLOUR	DIMENSIONS (LxWxH)	LOAD	BRAKES
KM30KV	Grey	975 x 592 x 1215 mm	30 kg	Yes



## ARCHIVE TROLLEY

Powdercoated. 4 booksupports included. 2 shelves. Distance between shelves: 390 mm. Shelf capacity: 25 kg. Castors: 4 swivel. Castors diameter: 100 mm.

PRODUCT	COLOUR	DIMENSIONS (LxWxH)	LOAD	BRAKES
KM156	Grey	900 x 300 x 920 mm	50 kg	No

Optional castors: KM1000-1, KM1000-6.



## ARCHIVE TROLLEY

Powdercoated. 4 booksupports included. 2 shelves. Shelf capacity: 25 kg. Castors: 4 swivel. Castors diameter: 100 mm.

PRODUCT	COLOUR	DIMENSIONS (LxWxH)	LOAD	BRAKES
KM157	Grey	900 x 300 x 920 mm	50 kg	No

Optional castors: KM1000-1, KM1000-6.



## MINI TROLLEY

Shelf height adjustable. 1 shelves. Castors: 4 swivel. Castors diameter: 100 mm.

PRODUCT	COLOUR	DIMENSIONS (LxWxH)	LOAD	BRAKES
KM153-H	Electro galvanised	660 x 385 x 1090 mm	35 kg	No
KM153-HB	Electro galvanised	660 x 385 x 1090 mm	35 kg	Yes
KM153-HS	Black	660 x 385 x 1090 mm	35 kg	No
KM153-HBS	Black	660 x 385 x 1090 mm	35 kg	Yes

Accessories: 153HYLLA, 153KORG. Optional castors: KM1000-4.



## MINI TROLLEY

Shelf height adjustable. 2 shelves. Castors: 4 swivel. Castors diameter: 100 mm.

PRODUCT	COLOUR	DIMENSIONS (LxWxH)	LOAD	BRAKES
KM153-HH	Electro galvanised	660 x 385 x 1090 mm	35 kg	No
KM153-HHB	Electro galvanised	660 x 385 x 1090 mm	35 kg	Yes
KM153-HHS	Black	660 x 385 x 1090 mm	35 kg	No
KM153-HHBS	Black	660 x 385 x 1090 mm	35 kg	Yes

Accessories: 153HYLLA, 153KORG. Optional castors: KM1000-4.



## MINI TROLLEY

Shelf height adjustable. Adjustable basket. Castors: 4 swivel. Castors diameter: 100 mm.

PRODUCT	COLOUR	DIMENSIONS (LxWxH)	LOAD	BRAKES
KM153-HT	Electro galvanised	660 x 385 x 1090 mm	35 kg	No
KM153-HTB	Electro galvanised	660 x 385 x 1090 mm	35 kg	Yes
KM153-HTS	Black	660 x 385 x 1090 mm	35 kg	No
KM153-HTBS	Black	660 x 385 x 1090 mm	35 kg	Yes

Accessories: 153HYLLA, 153KORG. Optional castors: KM1000-4.



## MINI TROLLEY

Adjustable basket. Castors: 4 swivel. Castors diameter: 100 mm.

PRODUCT	COLOUR	DIMENSIONS (LxWxH)	LOAD	BRAKES
KM153-T	Electro galvanised	660 x 385 x 1090 mm	35 kg	No
KM153-TB	Electro galvanised	660 x 385 x 1090 mm	35 kg	Yes
KM153-TS	Black	660 x 385 x 1090 mm	35 kg	No
KM153-TBS	Black	660 x 385 x 1090 mm	35 kg	Yes

Accessories: 153HYLLA, 153KORG. Optional castors: KM1000-4.



## MINI TROLLEY

Adjustable basket. Castors: 4 swivel. Castors diameter: 100 mm.

PRODUCT	COLOUR	DIMENSIONS (LxWxH)	LOAD	BRAKES
KM153-TT	Electro galvanised	660 x 385 x 1090 mm	35 kg	No
KM153-TTB	Electro galvanised	660 x 385 x 1090 mm	35 kg	Yes
KM153-TTS	Black	660 x 385 x 1090 mm	35 kg	No
KM153-TTBS	Black	660 x 385 x 1090 mm	35 kg	Yes

Accessories: 153HYLLA, 153KORG. Optional castors: KM1000-4.



## ACCESSORIES SHELF

PRODUCT	COLOUR	DIMENSIONS (LxWxH)	LOAD	BRAKES
153HYLLA	Electro galvanised	450 x 355 x 130 mm	-	-
153HYLLA-S	Black	450 x 355 x 130 mm	-	-



## ACCESSORIES BASKET

PRODUCT	COLOUR	DIMENSIONS (LxWxH)	LOAD	BRAKES
153KORG	Electro galvanised	450 x 360 x 220 mm	-	-
153KORG-S	Black	450 x 360 x 220 mm	-	-



## WRITING TABLET

Adjustable in height. Castors: 4 swivel 2 with brake. Castors diameter: 125 mm.

PRODUCT	COLOUR	DIMENSIONS (LxWxH)	LOAD	BRAKES
KM155	Electro galvanised	570 x 800 x 1300 mm	150 kg	Yes

Optional castors: KM1000-7.



## WRITING TABLET

Castors: 4 swivel 2 with brake. Castors diameter: 100 mm.

PRODUCT	COLOUR	DIMENSIONS (LxWxH)	LOAD	BRAKES
KM155-1	Electro galvanised	800 x 570 x 1055 mm	150 kg	Yes

Optional castors: KM1000-6.



## WRITING TABLET

Castors: 4 swivel 2 with brake. Castors diameter: 100 mm.

PRODUCT	COLOUR	DIMENSIONS (LxWxH)	LOAD	BRAKES
KM155-2	Electro galvanised	600 x 440 x 1055 mm	150 kg	Yes

Optional castors: KM1000-6.



## ACCESSORIES BOOK SUPPORTS

PRODUCT	COLOUR	DIMENSIONS (LxWxH)	LOAD	BRAKES
KM153	White	147 x 63 x 173 mm	-	-



## A truck for every job

The trucks in our range cover all kinds of areas of use: luggage, gas bottles, tanks, tyres and furniture – to name but a few. They have collapsible load surfaces, ergonomic handles, support hoops and large wheels for extra-heavy loads.



Your workmate  
LUGGAGE TROLLEY, KM104-HPF



## LUGGAGE TROLLEY

Loading base: 385 x 230 mm. Castors: 2 fixed. Castors diameter: 125 mm.

PRODUCT	COLOUR	DIMENSIONS (LxWxH)	LOAD	BRAKES
KM0207	Grey	390 x 420 x 1000 mm	60 kg	No



## LUGGAGE TROLLEY

Loading base: 480 x 300 mm. Castors: 2 fixed. Castors diameter: 175 mm.

PRODUCT	COLOUR	DIMENSIONS (LxWxH)	LOAD	BRAKES
KM0208	Grey	570 x 540 x 1090 mm	125 kg	No



## LUGGAGE TROLLEY

Castors: 2 fixed. Castors diameter: 200 mm.

PRODUCT	COLOUR	DIMENSIONS (LxWxH)	LOAD	BRAKES
KM0209	Grey	600 x 600 x 1125 mm	200 kg	No



## LUGGAGE TROLLEY

Powdercoated. Loading base: 270 x 310 mm. Castors: Rubber 180 mm . Castors diameter: 180 mm.

PRODUCT	COLOUR	DIMENSIONS (LxWxH)	LOAD	BRAKES
KM100	Yellow	500 x 420 x 1000 mm	50 kg	No



## LUGGAGE TROLLEY

Powdercoated. Loading base: 345 x 500 mm. Castors: Massive rubber castors 250 mm . Castors diameter: 250 mm.

PRODUCT	COLOUR	DIMENSIONS (LxWxH)	LOAD	BRAKES
KM101	Yellow	800 x 430 x 1150 mm	150 kg	No



PNEUMATIC WHEELS LUGGAGE TROLLEY

Powdercoated. Loading base: 345 x 500 mm. Castors: 2 fixed. Castors diameter: 260 mm.

PRODUCT	COLOUR	DIMENSIONS (LxWxH)	LOAD	BRAKES
KM102	Yellow	800 x 430 x 1150 mm	150 kg	No



PUNCTURE FREE WHEELS LUGGAGE TROLLEY

Powdercoated. Loading base: 345 x 500 mm. Castors: Puncture free wheels. Castors diameter: 260 mm.

PRODUCT	COLOUR	DIMENSIONS (LxWxH)	LOAD	BRAKES
KM102PF	Yellow	800 x 430 x 1150 mm	150 kg	No



LUGGAGE TROLLEY

Powdercoated. Loading base: 360 x 480 mm. Castors: Massive rubber castors 250 mm . Castors diameter: 250 mm.

PRODUCT	COLOUR	DIMENSIONS (LxWxH)	LOAD	BRAKES
KM103	Yellow	780 x 555 x 1110 mm	250 kg	No

Accessories: KM14-HF.



Powdercoated. Loading base: 360 x 480 mm. Castors: Pneumatic wheels 260 mm . Castors diameter: 260 mm.

PRODUCT	COLOUR	DIMENSIONS (LxWxH)	LOAD	BRAKES
KM104	Yellow	780 x 555 x 1110 mm	250 kg	No

Accessories: KM14-HF.



PUNCTURE FREE WHEELS LUGGAGE TROLLEY

Powdercoated. Loading base: 360 x 480 mm. Castors: Puncture free wheels. Castors diameter: 260 mm.

PRODUCT	COLOUR	DIMENSIONS (LxWxH)	LOAD	BRAKES
KM104PF	Yellow	780 x 555 x 1110 mm	250 kg	No

Accessories: KM14-HF.



ERGONOMIC LUGGAGE TROLLEY

Powdercoated. Pneumatic wheels. Loading base: 360 x 480 mm. Castors: 2 fixed. Castors diameter: 260 mm.

PRODUCT	COLOUR	DIMENSIONS (LxWxH)	LOAD	BRAKES
KM104-H	Yellow	780 x 560 x 1320 mm	250 kg	No



PUNCTURE FREE WHEELS LUGGAGE TROLLEY

Ergonomic. Powdercoated. Loading base: 360 x 480 mm. Castors: Puncture free wheels. Castors diameter: 260 mm.

PRODUCT	COLOUR	DIMENSIONS (LxWxH)	LOAD	BRAKES
KM104-HPFR	Yellow	780 x 560 x 1320 mm	250 kg	No



PUNCTURE FREE WHEELS LUGGAGE TROLLEY

Ergonomic. Powdercoated. Loading base: 360 x 480 mm. Castors: Flatfree massive polyurethane foam castors. Castors diameter: 260 mm.

PRODUCT	COLOUR	DIMENSIONS (LxWxH)	LOAD	BRAKES
KM104-HPF	Yellow	780 x 560 x 1320 mm	250 kg	No



ERGONOMIC LUGGAGE TROLLEY

Powdercoated. Loading base: 360 x 480 mm. Castors: 2 fixed. Castors diameter: 260 mm.

PRODUCT	COLOUR	DIMENSIONS (LxWxH)	LOAD	BRAKES
KM104-HPL	Yellow	780 x 560 x 1320 mm	250 kg	No



LUGGAGE TROLLEY

Powdercoated. Loading base: 500 x 350 mm. Castors: 2 fixed. Castors diameter: 260 mm.

PRODUCT	COLOUR	DIMENSIONS (LxWxH)	LOAD	BRAKES
KM104-PL	Yellow	800 x 560 x 1125 mm	250 kg	No

Accessories: KM14-HF.



PNEUMATIC WHEELS LUGGAGE TROLLEY

Powdercoated. Loading base: 415 x 175 mm. Castors: 2 fixed. Castors diameter: 260 mm.

PRODUCT	COLOUR	DIMENSIONS (LxWxH)	LOAD	BRAKES
KM105	Yellow	470 x 555 x 1110 mm	250 kg	No

Accessories: KM14-HF.



Powdercoated. Loading base: 415 x 175 mm. Castors: Puncture free wheels. Castors diameter: 260 mm.

PRODUCT	COLOUR	DIMENSIONS (LxWxH)	LOAD	BRAKES
KM105PF	Yellow	470 x 555 x 1110 mm	250 kg	No

Accessories: KM14-HF.



PNEUMATIC WHEELS LUGGAGE TROLLEY

Powdercoated. Loading base: 340 x 630 mm. Castors: 2 fixed. Castors diameter: 260 mm.

PRODUCT	COLOUR	DIMENSIONS (LxWxH)	LOAD	BRAKES
KM106	Yellow	920 x 480 x 1170 mm	250 kg	No

Accessories: KM14-HF.



PUNCTURE FREE WHEELS LUGGAGE TROLLEY

Powdercoated. Loading base: 340 x 630 mm. Castors: Puncture free wheels. Castors diameter: 260 mm.

PRODUCT	COLOUR	DIMENSIONS (LxWxH)	LOAD	BRAKES
KM106PF	Yellow	920 x 480 x 1170 mm	250 kg	No

Accessories: KM14-HF.



LUGGAGE TROLLEY

Stairclimber. Powdercoated. Loading base: 350 x 500 mm. Castors: Massive rubber castors 160 mm . Castors diameter: 318 mm.

PRODUCT	COLOUR	DIMENSIONS (LxWxH)	LOAD	BRAKES
KM107	Yellow	870 x 510 x 1225 mm	200 kg	No



PNEUMATIC WHEELS LUGGAGE TROLLEY

Powdercoated. Loading base: 300 x 145 mm. Castors: Pneumatic wheels 260 mm . Castors diameter: 260 mm.

PRODUCT	COLOUR	DIMENSIONS (LxWxH)	LOAD	BRAKES
KM144900	Grey	600 x 600 x 1100 mm	150 kg	No



PNEUMATIC WHEELS LUGGAGE TROLLEY

Powdercoated. Ergonomic tilting aid (Easytip). Loading base: 500 x 350 mm. Castors: 2 fixed. Castors diameter: 260 mm.

PRODUCT	COLOUR	DIMENSIONS (LxWxH)	LOAD	BRAKES
KM145251	Yellow	810 x 500 x 1140 mm	250 kg	No



PNEUMATIC WHEELS LUGGAGE TROLLEY

Ergonomic tilting aid (Easytip). Adjustable handle. Loading base: 320 x 370 mm. Castors: 2 fixed. Castors diameter: 260 mm.

PRODUCT	COLOUR	DIMENSIONS (LxWxH)	LOAD	BRAKES
KM145685	Grey	590 x 480 x 1175 mm	250 kg	No



PNEUMATIC WHEELS CART

Castors: 2 puncture free castors. Castors diameter: 400 mm.

PRODUCT	COLOUR	DIMENSIONS (LxWxH)	LOAD	BRAKES
KM07300	Black	1600 x 910 x 900 mm	150 kg	No



## CART

Castors: 2 puncture free castors. Castors diameter: 400 mm.

PRODUCT	COLOUR	DIMENSIONS (LxWxH)	LOAD	BRAKES
KM07330	Black	1550 x 680 x 540 mm	150 kg	No

Accessories: KMC1.



## CART

Interior dimensions: 870 x 630 x 285 mm. Castors: 2 puncture free castors. Castors diameter: 400 mm.

PRODUCT	COLOUR	DIMENSIONS (LxWxH)	LOAD	BRAKES
KM07390	Stainless	1650 x 830 x 502 mm	150 kg	No



## PNEUMATIC WHEELS TIRE HANDLING

Powdercoated. Castors: 2 fixed. Castors diameter: 260 mm.

PRODUCT	COLOUR	DIMENSIONS (LxWxH)	LOAD	BRAKES
KMD1	Yellow	1300 x 840 x 1490 mm	200 kg	No



## TIRE HANDLING

Castors: 5 swivel. Castors diameter: 50 mm.

PRODUCT	COLOUR	DIMENSIONS (LxWxH)	LOAD	BRAKES
KMD2	Black	650 x 650 x 130 mm	120 kg	No



## TIRE HANDLING

Powdercoated. 2 shelves. Height to first shelf: 168 mm. Shelf capacity: 150 kg. Castors: 2 fixed 2 swivel. Castors diameter: 100 mm.

PRODUCT	COLOUR	DIMENSIONS (LxWxH)	LOAD	BRAKES
KMD3	Grey	2030 x 720 x 1620 mm	300 kg	No
KMD3B	Grey	2030 x 720 x 1580 mm	300 kg	Yes

Optional castors: KM143-11.



## PNEUMATIC WHEELS PALLET TANK

Powdercoated. Castors: 2 fixed. Castors diameter: 260 mm.

PRODUCT	COLOUR	DIMENSIONS (LxWxH)	LOAD	BRAKES
KM145740	Yellow	620 x 655 x 1580 mm	200 kg	No



## PALLET TANK

Powdercoated. Castors: 2 fixed. Castors diameter: 100 mm.

PRODUCT	COLOUR	DIMENSIONS (LxWxH)	LOAD	BRAKES
KM145961	Yellow	1640 x 470 x 580 mm	200 kg	No



## PNEUMATIC WHEELS BOTTLE TRUCK

Electro zink plated. For Gasbottles/tube, diameter 235mm / 50 L tube. Ergonomic. Castors: 2 fixed. Castors diameter: 260 mm.

PRODUCT	COLOUR	DIMENSIONS (LxWxH)	LOAD	BRAKES
KM07200	Electro galvanised	600 x 600 x 1440 mm	80 kg	No





Electro zink plated. For Gasbottles/tube , diameter 235mm / 50 L tube. Ergonomic. Castors: Puncture free wheels. Castors diameter: 260 mm.

PRODUCT	COLOUR	DIMENSIONS (LxWxH)	LOAD	BRAKES
KM07200PF	Electro galvanised	600 x 600 x 1440 mm	80 kg	No



BOTTLE TRUCK

Powdercoated. For two Gasbottles/tubes. Castors: 2 fixed. Castors diameter: 250 mm.

PRODUCT	COLOUR	DIMENSIONS (LxWxH)	LOAD	BRAKES
KM145845	Yellow	530 x 1080 x 550 mm	150 kg	No



PNEUMATIC WHEELS BOTTLE TRUCK

Powdercoated. For two Gasbottles/tubes. Castors: 2 fixed. Castors diameter: 400 mm.

PRODUCT	COLOUR	DIMENSIONS (LxWxH)	LOAD	BRAKES
KM145860	Yellow	750 x 1160 x 1170 mm	250 kg	No



PUNCTURE FREE WHEELS BOTTLE TRUCK

Powdercoated. For two Gasbottles/tubes. Castors: 2 fixed. Castors diameter: 400 mm.

PRODUCT	COLOUR	DIMENSIONS (LxWxH)	LOAD	BRAKES
KM145855	Yellow	750 x 1160 x 1170 mm	250 kg	No



## CHAIR TRUCK

Powdercoated. Castors: 2 fixed. Castors diameter: 200 mm.

PRODUCT	COLOUR	DIMENSIONS (LxWxH)	LOAD	BRAKES
KM145730	Yellow	440 x 380 x 1320 mm	75 kg	No



ACCESSORIES HANDLE

Ergonomic handle.

PRODUCT	COLOUR	DIMENSIONS (LxWxH)	LOAD	BRAKES
KM14-HF	Blue	225 x 155 x 50 mm	-	-



ACCESSORIES TOWING COUPLING, BICYCLE TRAILER

PRODUCT	COLOUR	DIMENSIONS (LxWxH)	LOAD	BRAKES
KMC1	Electro galvanised	115 x 65 x 65 mm	-	-



## For long and heavy loads

Our robust material handling trucks are specially designed for transporting long and heavy loads, both indoors and out. The large wheels make these trucks easy to operate and remarkably stable – on uneven surfaces, too.



Your workmate

MATERIAL HANDLING TRUCKS, KM125-E

## MATERIAL HANDLING TRUCKS

Castors: 2 fixed 4 swivel. Castors diameter: 200 mm.

PRODUCT	COLOUR	DIMENSIONS (LxWxH)	LOAD	BRAKES
KM124	Electro galvanised	2800 x 608 x 700 mm	800 kg	No
KM124B	Electro galvanised	2800 x 608 x 700 mm	800 kg	Yes

Optional castors: KM143-1.



## MATERIAL HANDLING TRUCKS

Adjustable in 3 lengths. Drawbar with hitch. Delivered with 4 loose corner posts. Castors: 4 fixed. Castors diameter: 460 mm.

PRODUCT	COLOUR	DIMENSIONS (LxWxH)	LOAD	BRAKES
KM123-E	Electro galvanised	3000 x 1270 x 600 mm	2500 kg	No

Accessories: KMID-F125A4L, KMID-F125A4S, KMID-F125A5L.



## MATERIAL HANDLING TRUCKS

Adjustable in 3 lengths. Drawbar with hitch. Delivered with 4 loose corner posts. Castors: 4 fixed. Castors diameter: 540 mm.

PRODUCT	COLOUR	DIMENSIONS (LxWxH)	LOAD	BRAKES
KM125	Blue	4000 x 1270 x 640 mm	3500 kg	No
KM125-E	Electro galvanised	4000 x 1270 x 640 mm	3500 kg	No

Accessories: KM125-AV, KMID-F125A4L, KMID-F125A4S, KMID-F125A5L.



## MATERIAL HANDLING TRUCKS

Adjustable in 3 lengths. Drawbar with hitch. Delivered with 4 loose corner posts. Castors: 4 fixed. Castors diameter: 540 mm.

PRODUCT	COLOUR	DIMENSIONS (LxWxH)	LOAD	BRAKES
KM126	Blue	6000 x 1270 x 640 mm	3500 kg	No
KM126-E	Electro galvanised	6000 x 1270 x 640 mm	3500 kg	No

Accessories: KM125-AV, KMID-F125A4L, KMID-F125A4S, KMID-F125A5L.



PUNCTURE FREE WHEELS MATERIAL HANDLING TRUCKS

Adjustable in 3 lengths. Drawbar with hitch. Delivered with 4 loose corner posts. Castors: Puncture free wheels.  
Castors diameter: 540 mm.

PRODUCT	COLOUR	DIMENSIONS (LxWxH)	LOAD	BRAKES
KM125PF	Blue	4000 x 1270 x 640 mm	3500 kg	No
KM125-EPF	Electro galvanised	4000 x 1270 x 640 mm	3500 kg	No

Accessories: KM125-AV, KMID-F125A4L, KMID-F125A4S, KMID-F125A5L.



PUNCTURE FREE WHEELS MATERIAL HANDLING TRUCKS

Adjustable in 3 lengths. Drawbar with hitch. Delivered with 4 loose corner posts. Castors: Puncture free wheels.  
Castors diameter: 540 mm.

PRODUCT	COLOUR	DIMENSIONS (LxWxH)	LOAD	BRAKES
KM126PF	Blue	6000 x 1270 x 640 mm	3500 kg	No
KM126-EPF	Electro galvanised	6000 x 1270 x 640 mm	3500 kg	No

Accessories: KM125-AV, KMID-F125A4L, KMID-F125A4S, KMID-F125A5L.



PNEUMATIC WHEELS MATERIAL HANDLING TRUCKS

Castors: 2 fixed. Castors diameter: 260 mm.

PRODUCT	COLOUR	DIMENSIONS (LxWxH)	LOAD	BRAKES
KM215	Blue	1600 x 600 x 750 mm	200 kg	No



PUNCTURE FREE WHEELS MATERIAL HANDLING TRUCKS

Castors: Puncture free wheels. Castors diameter: 260 mm.

PRODUCT	COLOUR	DIMENSIONS (LxWxH)	LOAD	BRAKES
KM215PF	Blue	1600 x 600 x 750 mm	200 kg	No



PRODUCT	COLOUR	DIMENSIONS (LxWxH)	LOAD	BRAKES
KM125-AV	Electro galvanised	506 x 117 x 50 mm	-	-



ACCESSORIES SIGN, A4 & A5

PRODUCT	COLOUR	DIMENSIONS (LxWxH)	LOAD	BRAKES
KMID-F125A5L	Electro galvanised	221 x 50 x 156 mm	-	-
KMID-F125A4L	Electro galvanised	306 x 50 x 221 mm	-	-
KMID-F125A4S	Electro galvanised	221 x 50 x 306 mm	-	-



## Secure parcel deliveries

Built on a stable base with high walls, our parcel trolleys feature superior load capacity. The mesh walls provide a clear view into the cargo area, which has plenty of space for parcels of all shapes and sizes.

PARCEL TROLLEY



Your workmate  
PARCEL TROLLEY, KM10000-L

## PARCEL TROLLEY

Removable side mesh. Interior dimensions: 1000 x 600 x 780 mm. 1 shelves. Height to first shelf: 240 mm. Castors: 2 fixed 2 swivel. Castors diameter: 160 mm.

PRODUCT	COLOUR	DIMENSIONS (LxWxH)	LOAD	BRAKES
KM10000-S	Electro galvanised	1190 x 650 x 1025 mm	300 kg	No
KM10000-SB	Electro galvanised	1190 x 650 x 1025 mm	300 kg	Yes

Accessories: KM145-L. Optional castors: KM4102-4.



## PARCEL TROLLEY

Removable side mesh. Interior dimensions: 1200 x 600 x 780 mm. 1 shelves. Height to first shelf: 240 mm. Castors: 2 fixed 2 swivel. Castors diameter: 160 mm.

PRODUCT	COLOUR	DIMENSIONS (LxWxH)	LOAD	BRAKES
KM10000-M	Electro galvanised	1390 x 650 x 1025 mm	300 kg	No
KM10000-MB	Electro galvanised	1390 x 650 x 1025 mm	300 kg	Yes

Accessories: KM145-L. Optional castors: KM4102-4.



## PARCEL TROLLEY

Removable side mesh. Interior dimensions: 1400 x 600 x 780 mm. 1 shelves. Height to first shelf: 240 mm. Castors: 2 fixed 2 swivel. Castors diameter: 160 mm.

PRODUCT	COLOUR	DIMENSIONS (LxWxH)	LOAD	BRAKES
KM10000-L	Electro galvanised	1590 x 650 x 1025 mm	300 kg	No
KM10000-LB	Electro galvanised	1590 x 650 x 1025 mm	300 kg	Yes


Accessories: KM145-L. Optional castors: KM4102-4.





## Secure storage

Pallet frames, mesh baskets and other smart products in electric galvanised that helps the work with the pallet.



Your workmate  
MESH BASKET, KM80085

## CARGO CARRIER

For standing and long goods. Foldable. Stackable.

PRODUCT	COLOUR	DIMENSIONS (LxWxH)	LOAD	BRAKES
KM3D	Electro galvanised	1200 x 800 x 203 mm	800 kg	-

Accessories: KM3D-G.



### ACCESSORIES RUBBER MAT

PRODUCT	COLOUR	DIMENSIONS (LxWxH)	LOAD	BRAKES
KM3D-G	Black	920 x 800 x 2 mm	-	-



## STEEL PALLET

1. Frame. 2. Net. 3. Sheet metal.

PRODUCT	COLOUR	DIMENSIONS (LxWxH)	LOAD	BRAKES
KM202	Electro galvanised	1200 x 800 x 145 mm	1000 kg	-
KM202-N	Electro galvanised	1200 x 800 x 153 mm	1000 kg	-
KM202-P	Electro galvanised	1200 x 800 x 147 mm	1000 kg	-



## PALLET LEG

Sold in Pairs. The specified height is to the top of the pallet.

PRODUCT	COLOUR	DIMENSIONS (LxWxH)	LOAD	BRAKES
KM200-730	Electro galvanised	800 x 65 x 730 mm	500 kg	-
KM200-850	Electro galvanised	800 x 65 x 850 mm	500 kg	-



## PALLET SUPPORT

Sold in Pairs.

PRODUCT	COLOUR	DIMENSIONS (LxWxH)	LOAD	BRAKES
KM201-600	Electro galvanised	775 x 115 x 600 mm	-	-
KM201-1000	Electro galvanised	775 x 115 x 1000 mm	-	-



## PALLET DISTANCE

Raises pallet 250 mm.

PRODUCT	COLOUR	DIMENSIONS (LxWxH)	LOAD	BRAKES
KM203-4	Electro galvanised	170 x 65 x 450 mm	-	-



## PALLET CONTAINER

Suitable for EUR Pallet 1200 x 800 mm. Half hung gate.

PRODUCT	COLOUR	DIMENSIONS (LxWxH)	LOAD	BRAKES
KM901000	Electro galvanised	1200 x 800 x 1000 mm	-	-
KM901500	Electro galvanised	1200 x 800 x 1500 mm	-	-
KM901800	Electro galvanised	1200 x 800 x 1800 mm	-	-



## PALLET CONTAINER

Suitable for EUR Pallet 1200 x 800 mm. Half hung gate.

PRODUCT	COLOUR	DIMENSIONS (LxWxH)	LOAD	BRAKES
KM901800-K	Electro galvanised	1200 x 800 x 1800 mm	-	-



## PALLET FRAME

Suitable for EUR Pallet 1200 x 800 mm. Stackable. Mesh size 65 x 120 mm.

PRODUCT	COLOUR	DIMENSIONS (LxWxH)	LOAD	BRAKES
KM080040	Electro galvanised	1220 x 820 x 420 mm	-	-



## PALLET FRAME

Suitable for EUR Pallet 1200 x 800 mm. Stackable. Mesh size 65 x 120 mm.

PRODUCT	COLOUR	DIMENSIONS (LxWxH)	LOAD	BRAKES
KM080062	Electro galvanised	1220 x 820 x 640 mm	-	-
KM080085	Electro galvanised	1220 x 820 x 870 mm	-	-
KM080100	Electro galvanised	1220 x 820 x 1020 mm	-	-



## PALLET FRAME

Suitable for EUR Pallet 1200 x 800 mm. Stackable. Mesh size 65 x 120 mm.

PRODUCT	COLOUR	DIMENSIONS (LxWxH)	LOAD	BRAKES
KM080062A1	Electro galvanised	1220 x 820 x 640 mm	-	-
KM080085A1	Electro galvanised	1220 x 820 x 870 mm	-	-



## MESH BASKET

Half hung gate. Mesh size 50 x 100mm.

PRODUCT	COLOUR	DIMENSIONS (LxWxH)	LOAD	BRAKES
KM0550085	Electro galvanised	860 x 580 x 680 mm	300 kg	-



## MESH BASKET

Half hung gate. Mesh size 65 x 120 mm.

PRODUCT	COLOUR	DIMENSIONS (LxWxH)	LOAD	BRAKES
KM079119	Electro galvanised	1200 x 800 x 980 mm	1000 kg	-



## MESH BASKET

Half hung gate. Mesh size 65 x 120 mm. Interior dimensions: 1120 x 930 x 1000 mm.

PRODUCT	COLOUR	DIMENSIONS (LxWxH)	LOAD	BRAKES
KM09911911	Electro galvanised	1200 x 1000 x 1180 mm	1000 kg	-



## ACCESSORIES LID

PRODUCT	COLOUR	DIMENSIONS (LxWxH)	LOAD	BRAKES
KM080040L	Electro galvanised	1120 x 715 x 10 mm	-	-



## Complete control of the pallet

Low and tall trucks, designed to match pallets of all sizes. Here you will find everything you need to transport pallets in a secure, flexible manner.



## PALLET TRUCK, HALF

Powdercoated. Suitable for halfpallet 800 x 600 mm. Castors: 2 fixed 2 swivel. Castors diameter: 200 mm.

PRODUCT	COLOUR	DIMENSIONS (LxWxH)	LOAD	BRAKES
KM217-BH	Blue	800 x 600 x 270 mm	800 kg	No
KM217-BHB	Blue	800 x 600 x 270 mm	800 kg	Yes
KM217-H	Red	800 x 600 x 270 mm	800 kg	No
KM217-HB	Red	800 x 600 x 270 mm	800 kg	Yes

Accessories: KM217-HD, KM08500-217. Optional castors: KM141, KM141-4, KM142, KM142-4, KM143-4, KM144, KM144-4, KM5000, KM5000-4, KM6000, KM6000-4.



## PALLET TRUCK, HALF

Powdercoated. Suitable for halfpallet 800 x 600 mm. Castors: 2 fixed 2 swivel. Castors diameter: 200 mm.

PRODUCT	COLOUR	DIMENSIONS (LxWxH)	LOAD	BRAKES
KM221-BH	Blue	800 x 600 x 650 mm	800 kg	No
KM221-BHB	Blue	800 x 600 x 650 mm	800 kg	Yes
KM221-H	Red	800 x 600 x 650 mm	800 kg	No
KM221-HB	Red	800 x 600 x 650 mm	800 kg	Yes

Accessories: KM08500, KMID-FA4L-01, KMID-FA4S-01, KMID-FA5L-01, KM221-ST. Optional castors: KM141, KM141-4, KM142, KM142-4, KM143-4, KM144, KM144-4, KM5000, KM5000-4, KM6000, KM6000-4.



## PALLET TRUCK, HALF

Powdercoated. Suitable for halfpallet 800 x 600 mm. Adjustable in height. Castors: 2 fixed 2 swivel. Castors diameter: 200 mm.

PRODUCT	COLOUR	DIMENSIONS (LxWxH)	LOAD	BRAKES
KM222-BH	Blue	800 x 600 x 654 mm	800 kg	No
KM222-BHB	Blue	800 x 600 x 654 mm	800 kg	Yes
KM222-H	Red	800 x 600 x 654 mm	800 kg	No
KM222-HB	Red	800 x 600 x 654 mm	800 kg	Yes

Accessories: KM08500, KMID-FA4L-01, KMID-FA4S-01, KMID-FA5L-01, KM221-ST. Optional castors: KM141, KM141-4, KM142, KM142-4, KM143-4, KM144, KM144-4, KM5000, KM5000-4, KM6000, KM6000-4.



## PALLET TROLLEY LOW

Castors: 4 swivel 2 with brake. Castors diameter: 125 mm.

PRODUCT	COLOUR	DIMENSIONS (LxWxH)	LOAD	BRAKES
KM217F	Grey	1220 x 820 x 185 mm	150 kg	Yes

Optional castors: KM1000-5, KM1000-7, KM1000-8.



## PALLET TROLLEY LOW

Powdercoated. Suitable for EUR Pallet 1200 x 800 mm. Castors: 5 fixed. Castors diameter: 80 mm.

PRODUCT	COLOUR	DIMENSIONS (LxWxH)	LOAD	BRAKES
KM223	Blue	1200 x 870 x 150 mm	1000 kg	No

Accessories: KM223-H-1.



## PALLET FRAME TROLLEY

Castors: 2 fixed 2 swivel. Castors diameter: 200 mm.

PRODUCT	COLOUR	DIMENSIONS (LxWxH)	LOAD	BRAKES
KM224	Red	800 x 600 x 1215 mm	300 kg	No
KM224B	Red	800 x 600 x 1215 mm	300 kg	Yes

Optional castors: KM141, KM141-4, KM142, KM142-4, KM143-4, KM144, KM144-4, KM5000, KM5000-4, KM6000, KM6000-4.



## PALLET ROLLER

Suitable for EUR Pallet 1200 x 800 mm. Castors: 2 swivel. Castors diameter: 100 mm.

PRODUCT	COLOUR	DIMENSIONS (LxWxH)	LOAD	BRAKES
KM250	Electro galvanised	575 x 160 x 150 mm	2000 kg	No



## PALLET TROLLEY

Powdercoated. Suitable for EUR Pallet 1200 x 800 mm. Castors: 2 fixed 2 swivel. Castors diameter: 200 mm.

PRODUCT	COLOUR	DIMENSIONS (LxWxH)	LOAD	BRAKES
KM217	Red	1200 x 800 x 305 mm	800 kg	No
KM217B	Red	1200 x 800 x 305 mm	800 kg	Yes
KM217-B	Blue	1200 x 800 x 305 mm	800 kg	No
KM217-BB	Blue	1200 x 800 x 305 mm	800 kg	Yes

Accessories: KM08500, KM217-D, KMID-FA4L-01, KMID-FA4S-01, KMID-FA5L-01. Optional castors: KM141, KM141-4, KM142, KM142-4, KM143-4, KM144, KM144-4, KM5000, KM5000-4, KM6000, KM6000-4.





## PALLET TROLLEY

Powdercoated. Suitable for EUR Pallet 1200 x 800 mm. Castors: 2 fixed 2 swivel. Castors diameter: 200 mm.

PRODUCT	COLOUR	DIMENSIONS (LxWxH)	LOAD	BRAKES
KM221	Red	1200 x 800 x 650 mm	800 kg	No
KM221B	Red	1200 x 800 x 650 mm	800 kg	Yes
KM221-B	Blue	1200 x 800 x 650 mm	800 kg	No
KM221-BB	Blue	1200 x 800 x 650 mm	800 kg	Yes

Accessories: KM08500, KM217-D, KMID-FA4L-01, KMID-FA4S-01, KMID-FA5L-01, KM221-ST. Optional castors: KM141, KM141-4, KM142, KM142-4, KM143-4, KM144, KM144-4, KM5000, KM5000-4, KM6000, KM6000-4.



## PALLET TROLLEY

Powdercoated. Suitable for EUR Pallet 1200 x 800 mm. Adjustable in height. Castors: 2 fixed 2 swivel. Castors diameter: 200 mm.

PRODUCT	COLOUR	DIMENSIONS (LxWxH)	LOAD	BRAKES
KM222	Red	1200 x 800 x 655 mm	800 kg	No
KM222B	Red	1200 x 800 x 655 mm	800 kg	Yes
KM222-B	Blue	1200 x 800 x 655 mm	800 kg	No
KM222-BB	Blue	1200 x 800 x 655 mm	800 kg	Yes

Accessories: KM08500, KM217-D, KMID-FA4L-01, KMID-FA4S-01, KMID-FA5L-01, KM221-ST. Optional castors: KM141, KM141-4, KM142, KM142-4, KM143-4, KM144, KM144-4, KM5000, KM5000-4, KM6000, KM6000-4.



## PALLET TROLLEY 1200X1000

Powdercoated. Suitable for pallet 1200 x 1000 mm. Castors: 2 fixed 2 swivel. Castors diameter: 200 mm.

PRODUCT	COLOUR	DIMENSIONS (LxWxH)	LOAD	BRAKES
KM217-FIN-B	Blue	1200 x 1000 x 305 mm	800 kg	No
KM217-FIN-BB	Blue	1200 x 1000 x 305 mm	800 kg	Yes
KM217-FIN-R	Red	1200 x 1000 x 305 mm	800 kg	No
KM217-FIN-RB	Red	1200 x 1000 x 305 mm	800 kg	Yes

Accessories: KM08500, KM217-D, KMID-FA4L-01, KMID-FA4S-01, KMID-FA5L-01. Optional castors: KM141, KM141-4, KM142, KM142-4, KM143-4, KM144, KM144-4, KM5000, KM5000-4, KM6000, KM6000-4.



## PALLET TROLLEY 1200X1000

Powdercoated. Suitable for pallet 1200 x 1000 mm. Castors: 2 fixed 2 swivel. Castors diameter: 200 mm.

PRODUCT	COLOUR	DIMENSIONS (LxWxH)	LOAD	BRAKES
KM221-FIN-B	Blue	1200 x 1000 x 650 mm	800 kg	No
KM221-FIN-BB	Blue	1200 x 1000 x 650 mm	800 kg	Yes
KM221-FIN-R	Red	1200 x 1000 x 650 mm	800 kg	No
KM221-FIN-RB	Red	1200 x 1000 x 650 mm	800 kg	Yes

Accessories: KM08500, KM217-D, KMID-FA4L-01, KMID-FA4S-01, KMID-FA5L-01, KM221-ST. Optional castors: KM141, KM141-4, KM142, KM142-4, KM143-4, KM144, KM144-4, KM5000, KM5000-4, KM6000, KM6000-4.



## PALLET TROLLEY 1200X1000

Powdercoated. Suitable for pallet 1200 x 1000 mm. Adjustable in height. Castors: 2 fixed 2 swivel. Castors diameter: 200 mm.

PRODUCT	COLOUR	DIMENSIONS (LxWxH)	LOAD	BRAKES
KM222-FIN-B	Blue	1200 x 1000 x 655 mm	800 kg	No
KM222-FIN-BB	Blue	1200 x 1000 x 655 mm	800 kg	Yes
KM222-FIN-R	Red	1200 x 1000 x 655 mm	800 kg	No
KM222-FIN-RB	Red	1200 x 1000 x 655 mm	800 kg	Yes

Accessories: KM08500, KM217-D, KMID-FA4L-01, KMID-FA4S-01, KMID-FA5L-01, KM221-ST. Optional castors: KM141, KM141-4, KM142, KM142-4, KM143-4, KM144, KM144-4, KM5000, KM5000-4, KM6000, KM6000-4.



## PALLET TROLLEY WITH PALLET HOLDER

Suitable for EUR Pallet 1200 x 800 mm. Castors: 2 fixed 2 swivel. Castors diameter: 200 mm.

PRODUCT	COLOUR	DIMENSIONS (LxWxH)	LOAD	BRAKES
KM217-EP	Electro galvanised	1246 x 846 x 355 mm	800 kg	No
KM217-EPB	Electro galvanised	1246 x 846 x 355 mm	800 kg	Yes

Accessories: KM217-D, KMID-FA4L-01, KMID-FA4S-01, KMID-FA5L-01. Optional castors: KM141, KM141-4, KM142, KM142-4, KM143-4, KM144, KM144-4, KM5000, KM5000-4, KM6000, KM6000-4.



## PALLET TROLLEY WITH PALLET HOLDER

Suitable for EUR Pallet 1200 x 800 mm. Castors: 2 fixed 2 swivel. Castors diameter: 200 mm.

PRODUCT	COLOUR	DIMENSIONS (LxWxH)	LOAD	BRAKES
KM221-EP	Electro galvanised	1246 x 846 x 700 mm	800 kg	No
KM221-EPB	Electro galvanised	1246 x 846 x 700 mm	800 kg	Yes

Accessories: KM217-D, KMID-FA4L-01, KMID-FA4S-01, KMID-FA5L-01. Optional castors: KM141, KM141-4, KM142, KM142-4, KM143-4, KM144, KM144-4, KM5000, KM5000-4, KM6000, KM6000-4.



## PALLET TROLLEY WITH PALLET HOLDER

Suitable for halfpallet 800 x 600 mm. Castors: 2 fixed 2 swivel. Castors diameter: 200 mm.

PRODUCT	COLOUR	DIMENSIONS (LxWxH)	LOAD	BRAKES
KM221-EPH	Electro galvanised	846 x 646 x 700 mm	800 kg	No
KM221-EPHB	Electro galvanised	846 x 646 x 700 mm	800 kg	Yes

Accessories: KMID-FA4L-01, KMID-FA4S-01, KMID-FA5L-01. Optional castors: KM141, KM141-4, KM142, KM142-4, KM143-4, KM144, KM144-4, KM5000, KM5000-4, KM6000, KM6000-4.



## PALLET TROLLEY WITH PALLET HOLDER

Suitable for EUR Pallet 1200 x 800 mm. Adjustable in height. Castors: 2 fixed 2 swivel. Castors diameter: 200 mm.

PRODUCT	COLOUR	DIMENSIONS (LxWxH)	LOAD	BRAKES
KM222-EP	Electro galvanised	1246 x 846 x 705 mm	800 kg	No
KM222-EPB	Electro galvanised	1246 x 846 x 705 mm	800 kg	Yes

Accessories: KM217-D, KMID-FA4L-01, KMID-FA4S-01, KMID-FA5L-01. Optional castors: KM141, KM141-4, KM142, KM142-4, KM143-4, KM144, KM144-4, KM5000, KM5000-4, KM6000, KM6000-4.



## PALLET TROLLEY WITH PALLET HOLDER

Suitable for halfpallet 800 x 600 mm. Adjustable in height. Castors: 2 fixed 2 swivel massive rubber castors. Castors diameter: 200 mm.

PRODUCT	COLOUR	DIMENSIONS (LxWxH)	LOAD	BRAKES
KM222-EPH	Electro galvanised	846 x 646 x 704 mm	800 kg	No
KM222-EPHB	Electro galvanised	846 x 646 x 704 mm	800 kg	Yes

Accessories: KMID-FA4L-01, KMID-FA4S-01, KMID-FA5L-01.



## ACCESSORIES HANDLE, EUR/FIN PALLET

PRODUCT	COLOUR	DIMENSIONS (LxWxH)	LOAD	BRAKES
KM217-D	Electro galvanised	100 x 526 x 750 mm	-	-



## ACCESSORIES HANDLE, HALF PALLET

PRODUCT	COLOUR	DIMENSIONS (LxWxH)	LOAD	BRAKES
KM217-HD	Electro galvanised	300 x 600 x 760 mm	-	-



PRODUCT	COLOUR	DIMENSIONS (LxWxH)	LOAD	BRAKES
KM223-H-1	Blue	210 x 49 x 770 mm	-	-



ACCESSORIES PALLET HOLDERS

PRODUCT	COLOUR	DIMENSIONS (LxWxH)	LOAD	BRAKES
KM08500	Electro galvanised	50 x 80 x 130 mm	-	-
KM08500-217	Electro galvanised	50 x 70 x 90 mm	-	-



ACCESSORIES PALLET HOLDERS

PRODUCT	COLOUR	DIMENSIONS (LxWxH)	LOAD	BRAKES
KM221-ST	Electro galvanised	105 x 35 x 40 mm	-	-




ACCESSORIES SPINNING PLATE

PRODUCT	COLOUR	DIMENSIONS (LxWxH)	LOAD	BRAKES
KM221-SP	Red	1338 x 810 x 152 mm	800 kg	-
KM221-SP-B	Blue	1338 x 810 x 152 mm	800 kg	-



PRODUCT	COLOUR	DIMENSIONS (LxWxH)	LOAD	BRAKES
KMID-FA5L-01	Electro galvanised	221 x 50 x 156 mm	-	-
KMID-FA4L-01	Electro galvanised	306 x 50 x 221 mm	-	-
KMID-FA4S-01	Electro galvanised	221 x 50 x 306 mm	-	-



## Stable and manoeuvrable

Platform trolleys are the perfect workmate for heavy, demanding jobs. The solid design and robust castors make these trolleys particularly stable and hard-wearing. Choose from a variety of sizes, surface finishes and accessories to match the trolley to your specific working environment.



## SHOVEL TROLLEY

Castors: 2 swivel 2 fixed. Castors diameter: 100 mm.

PRODUCT	COLOUR	DIMENSIONS (LxWxH)	LOAD	BRAKES
KM180-250	Electro galvanised	800 x 500 x 900 mm	400 kg	No



## PLATFORM TROLLEY

Castors: 2 fixed 2 swivel. Castors diameter: 125 mm.

PRODUCT	COLOUR	DIMENSIONS (LxWxH)	LOAD	BRAKES
KM191	Electro galvanised	990 x 545 x 990 mm	250 kg	No

Accessories: KM145-L. Optional castors: KM143-14.



## PLATFORM TROLLEY

Castors: 2 fixed 2 swivel. Castors diameter: 100 mm.

PRODUCT	COLOUR	DIMENSIONS (LxWxH)	LOAD	BRAKES
KM192	Electro galvanised	805 x 510 x 925 mm	300 kg	No

Optional castors: KM143-11, KM143-13.



## SERIE 100 TABLE TROLLEY

Electro zink plated with MDF board. Height to first shelf: 300 mm. Distance between shelves: 520 mm. Height to handle: 885 mm. Castors: 2 fixed 2 swivel. Castors diameter: 200 mm.

PRODUCT	COLOUR	DIMENSIONS (LxWxH)	LOAD	BRAKES
KM137-1	Electro galvanised	1035 x 600 x 920 mm	800 kg	No
KM137-1B	Electro galvanised	1035 x 600 x 920 mm	800 kg	Yes

Accessories: KM145-L. Optional castors: KM142, KM142-4, KM143-4, KM144, KM144-4, KM5000, KM5000-4, KM6000, KM6000-4, KM141, KM141-4.



Electro zink plated with MDF board. Height to first shelf: 300 mm. Distance between shelves: 520 mm. Height to handle: 885 mm. Castors: 2 fixed 2 swivel. Castors diameter: 200 mm.

PRODUCT	COLOUR	DIMENSIONS (LxWxH)	LOAD	BRAKES
KM137-2	Electro galvanised	1135 x 700 x 920 mm	800 kg	No
KM137-2B	Electro galvanised	1135 x 700 x 920 mm	800 kg	Yes
KM137-3	Electro galvanised	1335 x 800 x 920 mm	800 kg	No
KM137-3B	Electro galvanised	1335 x 800 x 920 mm	800 kg	Yes

Accessories: KM145-L. Optional castors: KM142, KM142-4, KM143-4, KM144, KM144-4, KM5000, KM5000-4, KM6000, KM6000-4, KM141, KM141-4.



SERIE 100 SHELF TROLLEY

Electro zink plated with MDF board. 4 shelves. Shelf capacity: 100 kg. Castors: 2 fixed 2 swivel. Castors diameter: 200 mm.

PRODUCT	COLOUR	DIMENSIONS (LxWxH)	LOAD	BRAKES
KM138-2	Electro galvanised	1000 x 700 x 1900 mm	800 kg	No
KM138-2B	Electro galvanised	1000 x 700 x 1900 mm	800 kg	Yes
KM138-3	Electro galvanised	1200 x 800 x 1900 mm	800 kg	No
KM138-3B	Electro galvanised	1200 x 800 x 1900 mm	800 kg	Yes

Accessories: KM146. Optional castors: KM142, KM142-4, KM143-4, KM144, KM144-4, KM5000, KM5000-4, KM6000, KM6000-4, KM141, KM141-4.



SERIE 100 SHELF TROLLEY

Electro zink plated with MDF board. 3 shelves. Shelf capacity: 100 kg. Castors: 2 fixed 2 swivel. Castors diameter: 200 mm.

PRODUCT	COLOUR	DIMENSIONS (LxWxH)	LOAD	BRAKES
KM140-2	Electro galvanised	1000 x 700 x 1900 mm	800 kg	No
KM140-2B	Electro galvanised	1000 x 700 x 1900 mm	800 kg	Yes
KM140-3	Electro galvanised	1200 x 800 x 1900 mm	800 kg	No
KM140-3B	Electro galvanised	1200 x 800 x 1900 mm	800 kg	Yes

Accessories: KM146. Optional castors: KM142, KM142-4, KM143-4, KM144, KM144-4, KM5000, KM5000-4, KM6000, KM6000-4, KM141, KM141-4.



SERIE 100 PLATFORM TRUCK

Electro zink plated with MDF board. Tubes in 30 mm steel pipe. Height to handle: 960 mm. Castors: 2 fixed 2 swivel. Castors diameter: 200 mm.

PRODUCT	COLOUR	DIMENSIONS (LxWxH)	LOAD	BRAKES
KM132-1	Electro galvanised	900 x 600 x 960 mm	800 kg	No
KM132-1B	Electro galvanised	900 x 600 x 960 mm	800 kg	Yes

Accessories: KM145-L. Optional castors: KM142, KM142-4, KM143-4, KM144, KM144-4, KM5000, KM5000-4, KM6000, KM6000-4, KM141, KM141-4.





Electro zink plated with MDF board. Tubes in 30 mm steel pipe. Height to handle: 960 mm. Castors: 2 fixed 2 swivel. Castors diameter: 200 mm.

PRODUCT	COLOUR	DIMENSIONS (LxWxH)	LOAD	BRAKES
KM132-2	Electro galvanised	1000 x 700 x 960 mm	800 kg	No
KM132-2B	Electro galvanised	1000 x 700 x 960 mm	800 kg	Yes
KM132-3	Electro galvanised	1200 x 800 x 960 mm	800 kg	No
KM132-3B	Electro galvanised	1200 x 800 x 960 mm	800 kg	Yes

Accessories: KM145-L. Optional castors: KM142, KM142-4, KM143-4, KM144, KM144-4, KM5000, KM5000-4, KM6000, KM6000-4, KM141, KM141-4.



SERIE 100 PLATFORM TRUCK

Electro zink plated with MDF board. Tubes in 30 mm steel pipe. Height to handle: 960 mm. Castors: 2 fixed 2 swivel. Castors diameter: 200 mm.

PRODUCT	COLOUR	DIMENSIONS (LxWxH)	LOAD	BRAKES
KM133-1	Electro galvanised	900 x 600 x 960 mm	800 kg	No
KM133-1B	Electro galvanised	900 x 600 x 960 mm	800 kg	Yes

Accessories: KM145-L. Optional castors: KM142, KM142-4, KM143-4, KM144, KM144-4, KM5000, KM5000-4, KM6000, KM6000-4, KM141, KM141-4.



SERIE 100 PLATFORM TRUCK

Electro zink plated with MDF board. Tubes in 30 mm steel pipe. Height to handle: 960 mm. Castors: 2 fixed 2 swivel. Castors diameter: 200 mm.

PRODUCT	COLOUR	DIMENSIONS (LxWxH)	LOAD	BRAKES
KM133-2	Electro galvanised	1000 x 700 x 960 mm	800 kg	No
KM133-2B	Electro galvanised	1000 x 700 x 960 mm	800 kg	Yes
KM133-3	Electro galvanised	1200 x 800 x 960 mm	800 kg	No
KM133-3B	Electro galvanised	1200 x 800 x 960 mm	800 kg	Yes

Accessories: KM145-L. Optional castors: KM142, KM142-4, KM143-4, KM144, KM144-4, KM5000, KM5000-4, KM6000, KM6000-4, KM141, KM141-4.



SERIE 100 BOX TRUCK

Electro zink plated with MDF board. Tubes in 30 mm steel pipe. Height to handle: 960 mm. Castors: 2 fixed 2 swivel. Castors diameter: 200 mm.

PRODUCT	COLOUR	DIMENSIONS (LxWxH)	LOAD	BRAKES
KM135-1	Electro galvanised	900 x 600 x 960 mm	800 kg	No
KM135-1B	Electro galvanised	900 x 600 x 960 mm	800 kg	Yes

Accessories: KM145-L. Optional castors: KM142, KM142-4, KM143-4, KM144, KM144-4, KM5000, KM5000-4, KM6000, KM6000-4, KM141, KM141-4.



Electro zink plated with MDF board. Tubes in 30 mm steel pipe. Height to handle: 960 mm. Castors: 2 fixed 2 swivel. Castors diameter: 200 mm.

PRODUCT	COLOUR	DIMENSIONS (LxWxH)	LOAD	BRAKES
KM135-2	Electro galvanised	1000 x 700 x 960 mm	800 kg	No
KM135-2B	Electro galvanised	1000 x 700 x 960 mm	800 kg	Yes
KM135-3	Electro galvanised	1200 x 800 x 960 mm	800 kg	No
KM135-3B	Electro galvanised	1200 x 800 x 960 mm	800 kg	Yes

Accessories: KM145-L. Optional castors: KM142, KM142-4, KM143-4, KM144, KM144-4, KM5000, KM5000-4, KM6000, KM6000-4, KM141, KM141-4.



SERIE 100 PLATFORM TROLLEY

Electro zink plated with MDF board. Castors: 2 fixed 2 swivel. Castors diameter: 200 mm.

PRODUCT	COLOUR	DIMENSIONS (LxWxH)	LOAD	BRAKES
KM130-1	Electro galvanised	900 x 600 x 300 mm	800 kg	No
KM130-1B	Electro galvanised	900 x 600 x 300 mm	800 kg	Yes

Accessories: KM139-11. Optional castors: KM142, KM142-4, KM143-4, KM144, KM144-4, KM5000, KM5000-4, KM6000, KM6000-4, KM141, KM141-4.



SERIE 100 PLATFORM TROLLEY

Electro zink plated with MDF board. Castors: 2 fixed 2 swivel. Castors diameter: 200 mm.

PRODUCT	COLOUR	DIMENSIONS (LxWxH)	LOAD	BRAKES
KM130-2	Electro galvanised	1000 x 700 x 300 mm	800 kg	No
KM130-2B	Electro galvanised	1000 x 700 x 300 mm	800 kg	Yes
KM130-3	Electro galvanised	1200 x 800 x 300 mm	800 kg	No
KM130-3B	Electro galvanised	1200 x 800 x 300 mm	800 kg	Yes

Accessories: KM139-22. Optional castors: KM142, KM142-4, KM143-4, KM144, KM144-4, KM5000, KM5000-4, KM6000, KM6000-4, KM141, KM141-4.



SERIE 100 BOARD TRUCK

Electro zink plated with MDF board. Tubes in 30 mm steel pipe. Height to handle: 960 mm. Castors: 2 fixed 2 swivel. Castors diameter: 200 mm.

PRODUCT	COLOUR	DIMENSIONS (LxWxH)	LOAD	BRAKES
KM139-1	Electro galvanised	900 x 600 x 930 mm	800 kg	No
KM139-1B	Electro galvanised	900 x 600 x 930 mm	800 kg	Yes

Accessories: KM139-11. Optional castors: KM142, KM142-4, KM143-4, KM144, KM144-4, KM5000, KM5000-4, KM6000, KM6000-4, KM141, KM141-4.



Electro zink plated with MDF board. Tubes in 30 mm steel pipe. Height to handle: 960 mm. Castors: 2 fixed 2 swivel. Castors diameter: 200 mm.

PRODUCT	COLOUR	DIMENSIONS (LxWxH)	LOAD	BRAKES
KM139-2	Electro galvanised	1000 x 700 x 930 mm	800 kg	No
KM139-2B	Electro galvanised	1000 x 700 x 930 mm	800 kg	Yes
KM139-3	Electro galvanised	1200 x 800 x 930 mm	800 kg	No
KM139-3B	Electro galvanised	1200 x 800 x 930 mm	800 kg	Yes

Accessories: KM139-22. Optional castors: KM142, KM142-4, KM143-4, KM144, KM144-4, KM5000, KM5000-4, KM6000, KM6000-4, KM141, KM141-4.



ACCESSORIES SERIE 100 BRACKET

Tubes in 30 mm steel pipe.

PRODUCT	COLOUR	DIMENSIONS (LxWxH)	LOAD	BRAKES
KM139-11	Electro galvanised	870 x 30 x 710 mm	-	-
KM139-22	Electro galvanised	970 x 30 x 710 mm	-	-
KM139-33	Electro galvanised	1170 x 30 x 710 mm	-	-



ACCESSORIES SERIE 100 SHELF

PRODUCT	COLOUR	DIMENSIONS (LxWxH)	LOAD	BRAKES
KM146	Black	905 x 650 x 12 mm	-	-
KM147	Black	1105 x 750 x 12 mm	-	-



SERIE 144 PLATFORM TROLLEY

Powdercoated with MDF board. Tubes in 25 mm steel pipe. Castors: 2 fixed 2 swivel. Castors diameter: 200 mm.

PRODUCT	COLOUR	DIMENSIONS (LxWxH)	LOAD	BRAKES
KM144400	Yellow	836 x 500 x 1020 mm	400 kg	No
KM144400B	Yellow	836 x 500 x 1020 mm	400 kg	Yes

Accessories: KM614473, KM640103, KM145-L. Optional castors: KM141, KM141-4, KM142, KM142-4, KM143-4, KM144, KM144-4, KM5000, KM5000-4, KM6000, KM6000-4.



Powdercoated with MDF board. Pneumatic wheels. Tubes in 25 mm steel pipe. Castors: 2 fixed 2 swivel. Castors diameter: 260 mm.

PRODUCT	COLOUR	DIMENSIONS (LxWxH)	LOAD	BRAKES
KM144450	Yellow	836 x 500 x 1090 mm	400 kg	No

Accessories: KM614473, KM640103, KM145-L. Optional castors: KM141-4, KM142, KM142-4, KM143-1, KM143-2, KM143-3, KM143-4, KM144, KM144-1, KM144-2, KM144-3, KM144-4, KM5000, KM5000-1, KM5000-2, KM5000-3, KM5000-4, KM6000, KM6000-1, KM6000-2, KM6000-3, KM6000-4.



SERIE 144 PLATFORM TROLLEY

Powdercoated with MDF board. Tubes in 25 mm steel pipe. Castors: 2 fixed 2 swivel. Castors diameter: 200 mm.

PRODUCT	COLOUR	DIMENSIONS (LxWxH)	LOAD	BRAKES
KM144500	Yellow	1086 x 600 x 1020 mm	400 kg	No
KM144500B	Yellow	1086 x 600 x 1020 mm	400 kg	Yes

Accessories: KM614474, KM640104, KM145-L. Optional castors: KM141, KM141-4, KM142, KM142-4, KM143-4, KM144, KM144-4, KM5000, KM5000-4, KM6000, KM6000-4.



SERIE 144 PLATFORM TROLLEY

Powdercoated with MDF board. Pneumatic wheels. Tubes in 25 mm steel pipe. Castors: 2 fixed 2 swivel. Castors diameter: 260 mm.

PRODUCT	COLOUR	DIMENSIONS (LxWxH)	LOAD	BRAKES
KM144550	Yellow	1086 x 600 x 1090 mm	400 kg	No

Accessories: KM614474, KM640104, KM145-L. Optional castors: KM141-4, KM142, KM142-4, KM143-1, KM143-2, KM143-3, KM143-4, KM144, KM144-1, KM144-2, KM144-3, KM144-4, KM5000, KM5000-1, KM5000-2, KM5000-3, KM5000-4, KM6000, KM6000-1, KM6000-2, KM6000-3, KM6000-4.



SERIE 144 PLATFORM TROLLEY

Powdercoated with MDF board. Tubes in 25 mm steel pipe. Castors: 2 fixed 2 swivel. Castors diameter: 200 mm.

PRODUCT	COLOUR	DIMENSIONS (LxWxH)	LOAD	BRAKES
KM144600	Yellow	1336 x 650 x 1020 mm	400 kg	No
KM144600B	Yellow	1336 x 650 x 1020 mm	400 kg	Yes

Accessories: KM614475, KM640105, KM145-L. Optional castors: KM141, KM141-4, KM142, KM142-4, KM143-4, KM144, KM144-4, KM5000, KM5000-4, KM6000, KM6000-4.



SERIE 144 PLATFORM TROLLEY

Powdercoated with MDF board. Pneumatic wheels. Tubes in 25 mm steel pipe. Castors: 2 fixed 2 swivel. Castors diameter: 260 mm.

PRODUCT	COLOUR	DIMENSIONS (LxWxH)	LOAD	BRAKES
KM144650	Yellow	1336 x 650 x 1090 mm	400 kg	No

Accessories: KM614475, KM640105, KM145-L. Optional castors: KM141-4, KM142, KM142-4, KM143-1, KM143-2, KM143-3, KM143-4, KM144, KM144-1, KM144-2, KM144-3, KM144-4, KM5000, KM5000-1, KM5000-2, KM5000-3, KM5000-4, KM6000, KM6000-1, KM6000-2, KM6000-3, KM6000-4.



ACCESSORIES SERIE 144 BRACKET

Tubes in 25 mm steel pipe.

PRODUCT	COLOUR	DIMENSIONS (LxWxH)	LOAD	BRAKES
KM640103	Yellow	25 x 520 x 780 mm	-	-
KM640104	Yellow	25 x 615 x 780 mm	-	-
KM640105	Yellow	25 x 665 x 780 mm	-	-



ACCESSORIES SERIE 144 SHELF

PRODUCT	COLOUR	DIMENSIONS (LxWxH)	LOAD	BRAKES
KM614473	Black	770 x 460 x 20 mm	-	-
KM614474	Black	1016 x 560 x 20 mm	-	-
KM614475	Black	1270 x 610 x 20 mm	-	-



SERIE 200 PLATFORM TRUCK

Powdercoated with MDF board. Tubes in 25 mm steel pipe. Castors: 2 fixed 2 swivel. Castors diameter: 200 mm.

PRODUCT	COLOUR	DIMENSIONS (LxWxH)	LOAD	BRAKES
KM232-2	Blue	1083 x 700 x 1020 mm	500 kg	No
KM232-2B	Blue	1083 x 700 x 1020 mm	500 kg	Yes
KM232-3	Blue	1283 x 800 x 1020 mm	500 kg	No
KM232-3B	Blue	1283 x 800 x 1020 mm	500 kg	Yes

Accessories: KM07100, KM145-L, KMFAK-4. Optional castors: KM141, KM141-4, KM142, KM142-4, KM143-4, KM144, KM144-4, KM5000, KM5000-4, KM6000, KM6000-4.



Powdercoated with MDF board. Tubes in 25 mm steel pipe. Castors: 2 fixed 2 swivel. Castors diameter: 200 mm.

PRODUCT	COLOUR	DIMENSIONS (LxWxH)	LOAD	BRAKES
KM233-2	Blue	1166 x 700 x 1020 mm	500 kg	No
KM233-2B	Blue	1166 x 700 x 1020 mm	500 kg	Yes
KM233-3	Blue	1366 x 800 x 1020 mm	500 kg	No
KM233-3B	Blue	1366 x 800 x 1020 mm	500 kg	Yes

Accessories: KM07100, KM145-L, KMFAK-4. Optional castors: KM141, KM141-4, KM142, KM142-4, KM143-4, KM144, KM144-4, KM5000, KM5000-4, KM6000, KM6000-4.



Powdercoated with MDF board. Tubes in 25 mm steel pipe. Castors: 2 fixed 2 swivel. Castors diameter: 200 mm.

PRODUCT	COLOUR	DIMENSIONS (LxWxH)	LOAD	BRAKES
KM236-2	Blue	1000 x 700 x 900 mm	500 kg	No
KM236-2B	Blue	1000 x 700 x 900 mm	500 kg	Yes
KM236-3	Blue	1200 x 800 x 900 mm	500 kg	No
KM236-3B	Blue	1200 x 800 x 900 mm	500 kg	Yes

Accessories: KM07100, KM145-L, KMFAK-4. Optional castors: KM141, KM141-4, KM142, KM142-4, KM143-4, KM144, KM144-4, KM5000, KM5000-4, KM6000, KM6000-4.



Powdercoated with MDF board. Tubes in 25 mm steel pipe. Castors: 2 fixed 2 swivel. Castors diameter: 200 mm.

PRODUCT	COLOUR	DIMENSIONS (LxWxH)	LOAD	BRAKES
KM234-2	Blue	1166 x 700 x 1020 mm	500 kg	No
KM234-2B	Blue	1166 x 700 x 1020 mm	500 kg	Yes
KM234-3	Blue	1366 x 800 x 1020 mm	500 kg	No
KM234-3B	Blue	1366 x 800 x 1020 mm	500 kg	Yes

Accessories: KM07100, KM145-L, KMFAK-4. Optional castors: KM141, KM141-4, KM142, KM142-4, KM143-4, KM144, KM144-4, KM5000, KM5000-4, KM6000, KM6000-4.



Powdercoated with MDF board. Tubes in 25 mm steel pipe. Castors: 2 fixed 2 swivel. Castors diameter: 200 mm.

PRODUCT	COLOUR	DIMENSIONS (LxWxH)	LOAD	BRAKES
KM235-2	Blue	1166 x 700 x 1020 mm	500 kg	No
KM235-2B	Blue	1166 x 700 x 1020 mm	500 kg	Yes
KM235-3	Blue	1366 x 800 x 1020 mm	500 kg	No
KM235-3B	Blue	1366 x 800 x 1020 mm	500 kg	Yes

Accessories: KM07100, KM145-L, KMFAK-4. Optional castors: KM141, KM141-4, KM142, KM142-4, KM143-4, KM144, KM144-4, KM5000, KM5000-4, KM6000, KM6000-4.



Powdercoated with MDF board. Non-marking castors. 1 shelves. Height to handle: 1060 mm. Castors: 2 fixed 2 swivel with brake. Castors diameter: 200 mm.

PRODUCT	COLOUR	DIMENSIONS (LxWxH)	LOAD	BRAKES
KM332-2B-DG-ERGO	Dark Grey	1090 x 700 x 1065 mm	500 kg	Yes
KM332-3B-DG-ERGO	Dark Grey	1290 x 700 x 1065 mm	500 kg	Yes



ERGONOMIC SERIE 300 ERGO

Powdercoated with MDF board. Non-marking castors. 1 shelves. Height to handle: 1060 mm. Castors: 2 fixed 2 swivel with brake. Castors diameter: 200 mm.

PRODUCT	COLOUR	DIMENSIONS (LxWxH)	LOAD	BRAKES
KM335-2HB-DG-ERGO	Dark Grey	1090 x 700 x 1065 mm	500 kg	Yes
KM335-3HB-DG-ERGO	Dark Grey	1290 x 800 x 1065 mm	500 kg	Yes



ERGONOMIC SERIE 300 ERGO

Powdercoated with MDF board. Non-marking castors. 2 shelves. Distance between shelves: 580 mm. Shelf capacity: 250 kg. Height to handle: 1070 mm. Castors: 2 fixed 2 swivel with brake. Castors diameter: 200 mm.

PRODUCT	COLOUR	DIMENSIONS (LxWxH)	LOAD	BRAKES
KM337-2B-DG-ERGO	Dark Grey	1110 x 700 x 965 mm	500 kg	Yes
KM337-3B-DG-ERGO	Dark Grey	1310 x 800 x 965 mm	500 kg	Yes



ERGONOMIC SERIE 300 ERGO

Powdercoated with MDF board. Non-marking castors. 5 shelves. Distance between shelves: 300 mm. Shelf capacity: 100 kg. Height to handle: 1040 mm. Castors: 2 fixed 2 swivel with brake. Castors diameter: 200 mm.

PRODUCT	COLOUR	DIMENSIONS (LxWxH)	LOAD	BRAKES
KM338-2B-DG-ERGO	Dark Grey	1100 x 700 x 1800 mm	500 kg	Yes
KM338-3B-DG-ERGO	Dark Grey	1300 x 800 x 1800 mm	500 kg	Yes



## TABLE TROLLEY

Powdercoated with MDF board. Adjustable in height. 2 shelves. Height to first shelf: 240 mm. Shelf capacity: 200 kg. Height to handle: 845 mm. Castors: 2 fixed 2 swivel. Castors diameter: 200 mm.

PRODUCT	COLOUR	DIMENSIONS (LxWxH)	LOAD	BRAKES
KM337-2-HS	Blue	1000 x 700 x 845 mm	400 kg	No



## SERIE 300 TABLE TROLLEY

Powdercoated with MDF board. 2 shelves. Height to first shelf: 240 mm. Distance between shelves: 580 mm. Shelf capacity: 250 kg. Castors: 2 fixed 2 swivel. Castors diameter: 200 mm.

PRODUCT	COLOUR	DIMENSIONS (LxWxH)	LOAD	BRAKES
KM337-1	Blue	1000 x 600 x 870 mm	500 kg	No
KM337-1B	Blue	1000 x 600 x 870 mm	500 kg	Yes

Accessories: KM145-L. Optional castors: KM141, KM141-4, KM142, KM142-4, KM143-1, KM143-2, KM143-3, KM143-4, KM144, KM144-1, KM144-2, KM144-3, KM144-4, KM5000, KM5000-1, KM5000-2, KM5000-3, KM5000-4, KM6000, KM6000-1, KM6000-2, KM6000-3, KM6000-4.



## SERIE 300 TABLE TROLLEY

Powdercoated with MDF board. 2 shelves. Height to first shelf: 240 mm. Distance between shelves: 580 mm. Shelf capacity: 250 kg. Castors: 2 fixed 2 swivel. Castors diameter: 200 mm.

PRODUCT	COLOUR	DIMENSIONS (LxWxH)	LOAD	BRAKES
KM337-2	Blue	1100 x 700 x 870 mm	500 kg	No
KM337-2B	Blue	1100 x 700 x 870 mm	500 kg	Yes
KM337-3	Blue	1300 x 800 x 870 mm	500 kg	No
KM337-3B	Blue	1300 x 800 x 870 mm	500 kg	Yes

Accessories: KM145-L. Optional castors: KM141, KM141-4, KM142, KM142-4, KM143-1, KM144, KM144-4, KM5000, KM5000-4, KM6000, KM6000-4.



## SERIE 300 TABLE TROLLEY

Powdercoated with MDF board. 2 shelves. Height to first shelf: 240 mm. Distance between shelves: 630 mm. Shelf capacity: 250 kg. Castors: 2 fixed 2 swivel with brake. Castors diameter: 200 mm.

PRODUCT	COLOUR	DIMENSIONS (LxWxH)	LOAD	BRAKES
KM337-EK	Blue	1200 x 680 x 934 mm	500 kg	Yes

Accessories: KM145-L. Optional castors: KM141, KM141-4, KM142, KM142-4, KM143-1, KM143-2, KM143-3, KM143-4, KM144, KM144-1, KM144-2, KM144-3, KM144-4, KM5000, KM5000-1, KM5000-2, KM5000-3, KM5000-4, KM6000, KM6000-1, KM6000-2, KM6000-3, KM6000-4.





SERIE 300 TABLE TROLLEY

Powdercoated with MDF board. Non-marking castors. 2 shelves. Height to first shelf: 240 mm. Distance between shelves: 630 mm. Shelf capacity: 600 kg. Castors: 2 fixed 2 swivel with brake. Castors diameter: 200 mm.

PRODUCT	COLOUR	DIMENSIONS (LxWxH)	LOAD	BRAKES
KM337-ERGO	Blue	1200 x 680 x 934 mm	1200 kg	Yes

Accessories: KM145-L.



SERIE 300 SHELF TROLLEY

Powdercoated with MDF board. 5 shelves. Distance between shelves: 300 mm. Shelf capacity: 100 kg. Castors: 2 fixed 2 swivel. Castors diameter: 200 mm.

PRODUCT	COLOUR	DIMENSIONS (LxWxH)	LOAD	BRAKES
KM338-2	Blue	1000 x 700 x 1800 mm	500 kg	No
KM338-2B	Blue	1000 x 700 x 1800 mm	500 kg	Yes
KM338-3	Blue	1200 x 800 x 1800 mm	500 kg	No
KM338-3B	Blue	1200 x 800 x 1800 mm	500 kg	Yes

Optional castors: KM141, KM141-4, KM142, KM142-4, KM143-4, KM144, KM144-4, KM5000, KM5000-4, KM6000, KM6000-4.



SERIE 300 PLATFORM TRUCK

Powdercoated with MDF board. Tubes in 25 mm steel pipe. 1 shelves. Castors: 2 fixed 2 swivel. Castors diameter: 200 mm.

PRODUCT	COLOUR	DIMENSIONS (LxWxH)	LOAD	BRAKES
KM332-2	Blue	1000 x 700 x 900 mm	500 kg	No
KM332-2B	Blue	1000 x 700 x 900 mm	500 kg	Yes
KM332-3	Blue	1200 x 800 x 900 mm	500 kg	No
KM332-3B	Blue	1200 x 800 x 900 mm	500 kg	Yes

Accessories: KM07100, KM145-L. Optional castors: KM141, KM141-4, KM142, KM142-4, KM143-4, KM144, KM144-4, KM5000, KM5000-4, KM6000, KM6000-4.



SERIE 300 PLATFORM TRUCK

Powdercoated with MDF board. Tubes in 25 mm steel pipe. 1 shelves. Castors: 2 fixed 2 swivel. Castors diameter: 200 mm.

PRODUCT	COLOUR	DIMENSIONS (LxWxH)	LOAD	BRAKES
KM333-2	Blue	1000 x 700 x 900 mm	500 kg	No
KM333-2B	Blue	1000 x 700 x 900 mm	500 kg	Yes
KM333-3	Blue	1200 x 800 x 900 mm	500 kg	No
KM333-3B	Blue	1200 x 800 x 900 mm	500 kg	Yes

Accessories: KM07100, KM145-L. Optional castors: KM141, KM141-4, KM142, KM142-4, KM143-4, KM144, KM144-4, KM5000, KM5000-4, KM6000, KM6000-4.



Powdercoated with MDF board. Tubes in 25 mm steel pipe. 1 shelves. Castors: 2 fixed 2 swivel. Castors diameter: 200 mm.

PRODUCT	COLOUR	DIMENSIONS (LxWxH)	LOAD	BRAKES
KM336-2	Blue	1000 x 700 x 900 mm	500 kg	No
KM336-2B	Blue	1000 x 700 x 900 mm	500 kg	Yes
KM336-3	Blue	1200 x 800 x 900 mm	500 kg	No
KM336-3B	Blue	1200 x 800 x 900 mm	500 kg	Yes

Accessories: KM145-L. Optional castors: KM141, KM141-4, KM142, KM142-4, KM143-4, KM144, KM144-4, KM5000, KM5000-4, KM6000, KM6000-4.



SERIE 300 BOX TRUCK

Powdercoated with MDF board. Tubes in 25 mm steel pipe. 1 shelves. Castors: 2 fixed 2 swivel. Castors diameter: 200 mm.

PRODUCT	COLOUR	DIMENSIONS (LxWxH)	LOAD	BRAKES
KM335-2H	Blue	1000 x 700 x 900 mm	500 kg	No
KM335-2HB	Blue	1000 x 700 x 900 mm	500 kg	Yes
KM335-3H	Blue	1200 x 800 x 900 mm	500 kg	No
KM335-3HB	Blue	1200 x 800 x 900 mm	500 kg	Yes

Accessories: KM07100, KM145-L. Optional castors: KM141, KM141-4, KM142, KM142-4, KM143-4, KM144, KM144-4, KM5000, KM5000-4, KM6000, KM6000-4.



SERIE 300 BOX TRUCK

Powdercoated with MDF board. Tubes in 25 mm steel pipe. 1 shelves. Castors: 2 fixed 2 swivel. Castors diameter: 200 mm.

PRODUCT	COLOUR	DIMENSIONS (LxWxH)	LOAD	BRAKES
KM335-2L	Blue	1000 x 700 x 900 mm	500 kg	No
KM335-2LB	Blue	1000 x 700 x 900 mm	500 kg	Yes
KM335-3L	Blue	1200 x 800 x 900 mm	500 kg	No
KM335-3LB	Blue	1200 x 800 x 900 mm	500 kg	Yes

Accessories: KM07100, KM145-L. Optional castors: KM141, KM141-4, KM142, KM142-4, KM143-4, KM144, KM144-4, KM5000, KM5000-4, KM6000, KM6000-4.



SERIE 300 PLATFORM TROLLEY

Powdercoated with MDF board. 1 shelves. Castors: 2 fixed 2 swivel. Castors diameter: 200 mm.

PRODUCT	COLOUR	DIMENSIONS (LxWxH)	LOAD	BRAKES
KM330-2	Blue	1000 x 700 x 260 mm	500 kg	No
KM330-2B	Blue	1000 x 700 x 260 mm	500 kg	Yes
KM330-3	Blue	1200 x 800 x 260 mm	500 kg	No
KM330-3B	Blue	1200 x 800 x 260 mm	500 kg	Yes

Accessories: KMKPH-101, KMKPH-101B, KMKPH-102, KMKPH-102B. Optional castors: KM141, KM141-4, KM142, KM142-4, KM143-4, KM144, KM144-4, KM5000, KM5000-4, KM6000, KM6000-4.



Powdercoated with MDF board. 1 shelves. Castors: 2 fixed 2 swivel. Castors diameter: 200 mm.

PRODUCT	COLOUR	DIMENSIONS (LxWxH)	LOAD	BRAKES
KM331-2	Blue	1000 x 700 x 900 mm	500 kg	No
KM331-2B	Blue	1000 x 700 x 900 mm	500 kg	Yes
KM331-3	Blue	1200 x 800 x 900 mm	500 kg	No
KM331-3B	Blue	1200 x 800 x 900 mm	500 kg	Yes

Accessories: KM07100, KM145-L. Optional castors: KM141, KM141-4, KM142, KM142-4, KM143-4, KM144, KM144-4, KM5000, KM5000-4, KM6000, KM6000-4.



SERIE 400 TABLE TROLLEY

Powdercoated. 2 shelves. Distance between shelves: 580 mm. Shelf capacity: 250 kg. Castors: 2 fixed 2 swivel. Castors diameter: 200 mm.

PRODUCT	COLOUR	DIMENSIONS (LxWxH)	LOAD	BRAKES
KM437-2	Blue	1100 x 700 x 870 mm	500 kg	No
KM437-2B	Blue	1100 x 700 x 870 mm	500 kg	Yes
KM437-3	Blue	1300 x 800 x 870 mm	500 kg	No
KM437-3B	Blue	1300 x 800 x 870 mm	500 kg	Yes

Accessories: KM145-L. Optional castors: KM141, KM141-4, KM142, KM142-4, KM143-4, KM144, KM144-4, KM5000, KM5000-4, KM6000, KM6000-4.



SERIE 400 PLATFORM TRUCK

Powdercoated. Tubes in 25 mm steel pipe. Galvanized bottom plate. 1 shelves. Castors: 2 fixed 2 swivel. Castors diameter: 200 mm.

PRODUCT	COLOUR	DIMENSIONS (LxWxH)	LOAD	BRAKES
KM432-2	Blue	1000 x 700 x 900 mm	500 kg	No
KM432-2B	Blue	1000 x 700 x 900 mm	500 kg	Yes
KM432-3	Blue	1200 x 800 x 900 mm	500 kg	No
KM432-3B	Blue	1200 x 800 x 900 mm	500 kg	Yes

Accessories: KM145-L, KM07100. Optional castors: KM141, KM141-4, KM142, KM142-4, KM143-4, KM144, KM144-4, KM5000, KM5000-4, KM6000, KM6000-4.



SERIE 400 PLATFORM TRUCK

Powdercoated. Tubes in 25 mm steel pipe. Galvanized bottom plate. 1 shelves. Castors: 2 fixed 2 swivel. Castors diameter: 200 mm.

PRODUCT	COLOUR	DIMENSIONS (LxWxH)	LOAD	BRAKES
KM433-2	Blue	1000 x 700 x 900 mm	500 kg	No
KM433-2B	Blue	1000 x 700 x 900 mm	500 kg	Yes
KM433-3	Blue	1200 x 800 x 900 mm	500 kg	No
KM433-3B	Blue	1200 x 800 x 900 mm	500 kg	Yes

Accessories: KM145-L, KM07100. Optional castors: KM141, KM141-4, KM142, KM142-4, KM143-4, KM144, KM144-4, KM5000, KM5000-4, KM6000, KM6000-4.



Powdercoated. Tubes in 25 mm steel pipe. Galvanized bottom plate. 1 shelves. Castors: 2 fixed 2 swivel. Castors diameter: 200 mm.

PRODUCT	COLOUR	DIMENSIONS (LxWxH)	LOAD	BRAKES
KM436-2	Blue	1000 x 700 x 900 mm	500 kg	No
KM436-2B	Blue	1000 x 700 x 900 mm	500 kg	Yes
KM436-3	Blue	1200 x 800 x 900 mm	500 kg	No
KM436-3B	Blue	1200 x 800 x 900 mm	500 kg	Yes

Accessories: KM145-L. Optional castors: KM141, KM141-4, KM142, KM142-4, KM143-4, KM144, KM144-4, KM5000, KM5000-4, KM6000, KM6000-4.



SERIE 400 BOX TRUCK

Powdercoated. Tubes in 25 mm steel pipe. Galvanized bottom plate. 1 shelves. Castors: 2 fixed 2 swivel. Castors diameter: 200 mm.

PRODUCT	COLOUR	DIMENSIONS (LxWxH)	LOAD	BRAKES
KM435-2H	Blue	1000 x 700 x 900 mm	500 kg	No
KM435-2HB	Blue	1000 x 700 x 900 mm	500 kg	Yes
KM435-3H	Blue	1200 x 800 x 900 mm	500 kg	No
KM435-3HB	Blue	1200 x 800 x 900 mm	500 kg	Yes

Accessories: KM145-L, KM07100. Optional castors: KM141, KM141-4, KM142, KM142-4, KM143-4, KM144, KM144-4, KM5000, KM5000-4, KM6000, KM6000-4.



SERIE 400 BOX TRUCK

Powdercoated. Tubes in 25 mm steel pipe. Galvanized bottom plate. 1 shelves. Castors: 2 fixed 2 swivel. Castors diameter: 200 mm.

PRODUCT	COLOUR	DIMENSIONS (LxWxH)	LOAD	BRAKES
KM435-2L	Blue	1000 x 700 x 900 mm	500 kg	No
KM435-2LB	Blue	1000 x 700 x 900 mm	500 kg	Yes
KM435-3L	Blue	1200 x 800 x 900 mm	500 kg	No
KM435-3LB	Blue	1200 x 800 x 900 mm	500 kg	Yes

Accessories: KM145-L, KM07100. Optional castors: KM141, KM141-4, KM142, KM142-4, KM143-4, KM144, KM144-4, KM5000, KM5000-4, KM6000, KM6000-4.



SERIE 400 PLATFORM TROLLEY

Powdercoated. Galvanized bottom plate. 1 shelves. Castors: 2 fixed 2 swivel. Castors diameter: 200 mm.

PRODUCT	COLOUR	DIMENSIONS (LxWxH)	LOAD	BRAKES
KM430-2	Blue	1000 x 700 x 260 mm	500 kg	No
KM430-2B	Blue	1000 x 700 x 260 mm	500 kg	Yes
KM430-3	Blue	1200 x 800 x 260 mm	500 kg	No
KM430-3B	Blue	1200 x 800 x 260 mm	500 kg	Yes

Optional castors: KM141, KM141-4, KM142, KM142-4, KM143-4, KM144, KM144-4, KM5000, KM5000-4, KM6000, KM6000-4.



Powdercoated. Galvanized bottom plate. 1 shelves. Castors: 2 fixed 2 swivel. Castors diameter: 200 mm.

PRODUCT	COLOUR	DIMENSIONS (LxWxH)	LOAD	BRAKES
KM431-2	Blue	1000 x 700 x 900 mm	500 kg	No
KM431-2B	Blue	1000 x 700 x 900 mm	500 kg	Yes
KM431-3	Blue	1200 x 800 x 900 mm	500 kg	No
KM431-3B	Blue	1200 x 800 x 900 mm	500 kg	Yes

Accessories: KM145-L, KM07100. Optional castors: KM141, KM141-4, KM142, KM142-4, KM143-4, KM144, KM144-4, KM5000, KM5000-4, KM6000, KM6000-4.



SERIE 500 TABLE TROLLEY

Electro zink plated with MDF board. 2 shelves. Distance between shelves: 580 mm. Shelf capacity: 250 kg. Castors: 2 fixed 2 swivel. Castors diameter: 200 mm.

PRODUCT	COLOUR	DIMENSIONS (LxWxH)	LOAD	BRAKES
KM537-2	Electro galvanised	1100 x 700 x 870 mm	500 kg	No
KM537-2B	Electro galvanised	1100 x 700 x 870 mm	500 kg	Yes
KM537-3	Electro galvanised	1300 x 800 x 870 mm	500 kg	No
KM537-3B	Electro galvanised	1300 x 800 x 870 mm	500 kg	Yes

Accessories: KM145-L. Optional castors: KM141, KM141-4, KM142, KM142-4, KM143-4, KM144, KM144-4, KM5000, KM5000-4, KM6000, KM6000-4.



SERIE 500 SHELF TROLLEY

Electro zink plated with MDF board. 5 shelves. Distance between shelves: 300 mm. Shelf capacity: 100 kg. Castors: 2 fixed 2 swivel. Castors diameter: 200 mm.

PRODUCT	COLOUR	DIMENSIONS (LxWxH)	LOAD	BRAKES
KM538-2	Electro galvanised	1000 x 700 x 1800 mm	500 kg	No
KM538-2B	Electro galvanised	1000 x 700 x 1800 mm	500 kg	Yes
KM538-3	Electro galvanised	1200 x 800 x 1800 mm	500 kg	No
KM538-3B	Electro galvanised	1200 x 800 x 1800 mm	500 kg	Yes

Optional castors: KM141, KM141-4, KM142, KM142-4, KM143-4, KM144, KM144-4, KM5000, KM5000-4, KM6000, KM6000-4.



SERIE 500 PLATFORM TRUCK

Electro zink plated with MDF board. Tubes in 25 mm steel pipe. Castors: 2 fixed 2 swivel. Castors diameter: 200 mm.

PRODUCT	COLOUR	DIMENSIONS (LxWxH)	LOAD	BRAKES
KM532-2	Electro galvanised	1000 x 700 x 900 mm	500 kg	No
KM532-2B	Electro galvanised	1000 x 700 x 900 mm	500 kg	Yes
KM532-3	Electro galvanised	1200 x 800 x 900 mm	500 kg	No
KM532-3B	Electro galvanised	1200 x 800 x 900 mm	500 kg	Yes

Accessories: KM145-L, KM07100. Optional castors: KM141, KM141-4, KM142, KM142-4, KM143-4, KM144, KM144-4, KM5000, KM5000-4, KM6000, KM6000-4.



Electro zink plated with MDF board. Tubes in 25 mm steel pipe. Castors: 2 fixed 2 swivel. Castors diameter: 200 mm.

PRODUCT	COLOUR	DIMENSIONS (LxWxH)	LOAD	BRAKES
KM533-2	Electro galvanised	1000 x 700 x 900 mm	500 kg	No
KM533-2B	Electro galvanised	1000 x 700 x 900 mm	500 kg	Yes
KM533-3	Electro galvanised	1200 x 800 x 900 mm	500 kg	No
KM533-3B	Electro galvanised	1200 x 800 x 900 mm	500 kg	Yes

Accessories: KM145-L, KM07100. Optional castors: KM141, KM141-4, KM142, KM142-4, KM143-4, KM144, KM144-4, KM5000, KM5000-4, KM6000, KM6000-4.



Electro zink plated with MDF board. Tubes in 25 mm steel pipe. Castors: 2 fixed 2 swivel. Castors diameter: 200 mm.

PRODUCT	COLOUR	DIMENSIONS (LxWxH)	LOAD	BRAKES
KM536-2	Electro galvanised	1000 x 700 x 900 mm	500 kg	No
KM536-2B	Electro galvanised	1000 x 700 x 900 mm	500 kg	Yes
KM536-3	Electro galvanised	1200 x 800 x 900 mm	500 kg	No
KM536-3B	Electro galvanised	1200 x 800 x 900 mm	500 kg	Yes

Accessories: KM145-L. Optional castors: KM141, KM141-4, KM142, KM142-4, KM143-4, KM144, KM144-4, KM5000, KM5000-4, KM6000, KM6000-4.



Electro zink plated with MDF board. Tubes in 25 mm steel pipe. Castors: 2 fixed 2 swivel. Castors diameter: 200 mm.

PRODUCT	COLOUR	DIMENSIONS (LxWxH)	LOAD	BRAKES
KM535-2H	Electro galvanised	1000 x 700 x 900 mm	500 kg	No
KM535-2HB	Electro galvanised	1000 x 700 x 900 mm	500 kg	Yes
KM535-3H	Electro galvanised	1200 x 800 x 900 mm	500 kg	No
KM535-3HB	Electro galvanised	1200 x 800 x 900 mm	500 kg	Yes

Accessories: KM145-L, KM07100. Optional castors: KM141, KM141-4, KM142, KM142-4, KM143-4, KM144, KM144-4, KM5000, KM5000-4, KM6000, KM6000-4.



Electro zink plated with MDF board. Tubes in 25 mm steel pipe. Castors: 2 fixed 2 swivel. Castors diameter: 200 mm.

PRODUCT	COLOUR	DIMENSIONS (LxWxH)	LOAD	BRAKES
KM535-2L	Electro galvanised	1000 x 700 x 900 mm	500 kg	No
KM535-2LB	Electro galvanised	1000 x 700 x 900 mm	500 kg	Yes
KM535-3L	Electro galvanised	1200 x 800 x 900 mm	500 kg	No
KM535-3LB	Electro galvanised	1200 x 800 x 900 mm	500 kg	Yes

Accessories: KM145-L, KM07100. Optional castors: KM141, KM141-4, KM142, KM142-4, KM143-4, KM144, KM144-4, KM5000, KM5000-4, KM6000, KM6000-4.



## SERIE 500 PLATFORM TROLLEY

Electro zink plated with MDF board. Castors: 2 fixed 2 swivel. Castors diameter: 200 mm.

PRODUCT	COLOUR	DIMENSIONS (LxWxH)	LOAD	BRAKES
KM530-2	Electro galvanised	1000 x 700 x 260 mm	500 kg	No
KM530-2B	Electro galvanised	1000 x 700 x 260 mm	500 kg	Yes
KM530-3	Electro galvanised	1200 x 800 x 260 mm	500 kg	No
KM530-3B	Electro galvanised	1200 x 800 x 260 mm	500 kg	Yes

Optional castors: KM141, KM141-4, KM142, KM142-4, KM143-4, KM144, KM144-4, KM5000, KM5000-4, KM6000, KM6000-4.



## SERIE 500 PLATFORM TROLLEY

Electro zink plated with MDF board. Tubes in 25 mm steel pipe. Castors: 2 fixed 2 swivel. Castors diameter: 200 mm.

PRODUCT	COLOUR	DIMENSIONS (LxWxH)	LOAD	BRAKES
KM531-2	Electro galvanised	1000 x 700 x 900 mm	500 kg	No
KM531-2B	Electro galvanised	1000 x 700 x 900 mm	500 kg	Yes
KM531-3	Electro galvanised	1200 x 800 x 900 mm	500 kg	No
KM531-3B	Electro galvanised	1200 x 800 x 900 mm	500 kg	Yes

Accessories: KM145-L, KM07100. Optional castors: KM141, KM141-4, KM142, KM142-4, KM143-4, KM144, KM144-4, KM5000, KM5000-4, KM6000, KM6000-4.



## SERIE 600 TABLE TROLLEY

Electro zink plated. 2 shelves. Distance between shelves: 580 mm. Shelf capacity: 250 kg. Castors: 2 fixed 2 swivel. Castors diameter: 200 mm.

PRODUCT	COLOUR	DIMENSIONS (LxWxH)	LOAD	BRAKES
KM637-2	Electro galvanised	1100 x 700 x 870 mm	500 kg	No
KM637-2B	Electro galvanised	1100 x 700 x 870 mm	500 kg	Yes
KM637-3	Electro galvanised	1300 x 800 x 870 mm	500 kg	No
KM637-3B	Electro galvanised	1300 x 800 x 870 mm	500 kg	Yes

Accessories: KM145-L. Optional castors: KM141, KM141-4, KM142, KM142-4, KM143-4, KM144, KM144-4, KM5000, KM5000-4, KM6000, KM6000-4.



## SERIE 600 PLATFORM TRUCK

Electro zink plated. Tubes in 25 mm steel pipe. Galvanized bottom plate. Height to handle: 900 mm. Castors: 2 fixed 2 swivel. Castors diameter: 200 mm.

PRODUCT	COLOUR	DIMENSIONS (LxWxH)	LOAD	BRAKES
KM632-2	Electro galvanised	1000 x 700 x 260 mm	500 kg	No
KM632-2B	Electro galvanised	1000 x 700 x 260 mm	500 kg	Yes
KM632-3	Electro galvanised	1200 x 800 x 900 mm	500 kg	No
KM632-3B	Electro galvanised	1200 x 800 x 900 mm	500 kg	Yes

Accessories: KM07100, KM145-L. Optional castors: KM141, KM141-4, KM142, KM142-4, KM143-4, KM144, KM144-4, KM5000, KM5000-4, KM6000, KM6000-4.



SERIE 600 PLATFORM TRUCK

Electro zink plated. Tubes in 25 mm steel pipe. Galvanized bottom plate. Height to handle: 900 mm. Castors: 2 fixed 2 swivel. Castors diameter: 200 mm.

PRODUCT	COLOUR	DIMENSIONS (LxWxH)	LOAD	BRAKES
KM633-2	Electro galvanised	1000 x 700 x 900 mm	500 kg	No
KM633-2B	Electro galvanised	1000 x 700 x 900 mm	500 kg	Yes
KM633-3	Electro galvanised	1200 x 800 x 900 mm	500 kg	No
KM633-3B	Electro galvanised	1200 x 800 x 900 mm	500 kg	Yes

Accessories: KM07100, KM145-L. Optional castors: KM141, KM141-4, KM142, KM142-4, KM143-4, KM144, KM144-4, KM5000, KM5000-4, KM6000, KM6000-4.



SERIE 600 PLATFORM TRUCK

Electro zink plated. Tubes in 25 mm steel pipe. Galvanized bottom plate. Height to handle: 900 mm. Castors: 2 fixed 2 swivel. Castors diameter: 200 mm.

PRODUCT	COLOUR	DIMENSIONS (LxWxH)	LOAD	BRAKES
KM636-2	Electro galvanised	1000 x 700 x 900 mm	500 kg	No
KM636-2B	Electro galvanised	1000 x 700 x 900 mm	500 kg	Yes
KM636-3	Electro galvanised	1200 x 800 x 900 mm	500 kg	No
KM636-3B	Electro galvanised	1200 x 800 x 900 mm	500 kg	Yes

Accessories: KM145-L. Optional castors: KM141, KM141-4, KM142, KM142-4, KM143-4, KM144, KM144-4, KM5000, KM5000-4, KM6000, KM6000-4.



SERIE 600 BOX TRUCK

Electro zink plated. Tubes in 25 mm steel pipe. Galvanized bottom plate. Height to handle: 900 mm. Castors: 2 fixed 2 swivel. Castors diameter: 200 mm.

PRODUCT	COLOUR	DIMENSIONS (LxWxH)	LOAD	BRAKES
KM635-2H	Electro galvanised	1000 x 700 x 900 mm	500 kg	No
KM635-2HB	Electro galvanised	1000 x 700 x 900 mm	500 kg	Yes
KM635-3H	Electro galvanised	1200 x 800 x 900 mm	500 kg	No
KM635-3HB	Electro galvanised	1200 x 800 x 900 mm	500 kg	Yes

Accessories: KM07100, KM145-L. Optional castors: KM141, KM141-4, KM142, KM142-4, KM143-4, KM144, KM144-4, KM5000, KM5000-4, KM6000, KM6000-4.



SERIE 600 BOX TRUCK

Electro zink plated. Tubes in 25 mm steel pipe. Galvanized bottom plate. Height to handle: 900 mm. Castors: 2 fixed 2 swivel. Castors diameter: 200 mm.

PRODUCT	COLOUR	DIMENSIONS (LxWxH)	LOAD	BRAKES
KM635-2L	Electro galvanised	1000 x 700 x 900 mm	500 kg	No
KM635-2LB	Electro galvanised	1000 x 700 x 900 mm	500 kg	Yes
KM635-3L	Electro galvanised	1200 x 800 x 900 mm	500 kg	No
KM635-3LB	Electro galvanised	1200 x 800 x 900 mm	500 kg	Yes

Accessories: KM07100, KM145-L. Optional castors: KM141, KM141-4, KM142, KM142-4, KM143-4, KM144, KM144-4, KM5000, KM5000-4, KM6000, KM6000-4.





Electro zink plated. Galvanized bottom plate. Castors: 2 fixed 2 swivel. Castors diameter: 200 mm.

PRODUCT	COLOUR	DIMENSIONS (LxWxH)	LOAD	BRAKES
KM630-2	Electro galvanised	1000 x 700 x 260 mm	500 kg	No
KM630-2B	Electro galvanised	1000 x 700 x 260 mm	500 kg	Yes
KM630-3	Electro galvanised	1200 x 800 x 260 mm	500 kg	No
KM630-3B	Electro galvanised	1200 x 800 x 260 mm	500 kg	Yes

Optional castors: KM141, KM141-4, KM142, KM142-4, KM143-4, KM144, KM144-4, KM5000, KM5000-4, KM6000, KM6000-4.



Electro zink plated. Tubes in 25 mm steel pipe. Galvanized bottom plate. Height to handle: 900 mm. Castors: 2 fixed 2 swivel. Castors diameter: 200 mm.

PRODUCT	COLOUR	DIMENSIONS (LxWxH)	LOAD	BRAKES
KM631-2	Electro galvanised	1000 x 700 x 260 mm	500 kg	No
KM631-2B	Electro galvanised	1000 x 700 x 260 mm	500 kg	Yes
KM631-3	Electro galvanised	1200 x 800 x 260 mm	500 kg	No
KM631-3B	Electro galvanised	1200 x 800 x 260 mm	500 kg	Yes

Accessories: KM07100, KM145-L. Optional castors: KM141, KM141-4, KM142, KM142-4, KM143-4, KM144, KM144-4, KM5000, KM5000-4, KM6000, KM6000-4.



Powdercoated with MDF board. Tubes in 25 mm steel pipe. Castors: 2 fixed 2 swivel. Castors diameter: 200 mm.

PRODUCT	COLOUR	DIMENSIONS (LxWxH)	LOAD	BRAKES
KM731-4	Red	1000 x 600 x 1000 mm	500 kg	No
KM731-4B	Red	1000 x 600 x 1000 mm	500 kg	Yes
KM731-5	Red	1200 x 700 x 1000 mm	500 kg	No
KM731-5B	Red	1200 x 700 x 1000 mm	500 kg	Yes

Accessories: KM731-44, KM731-64, KM145-L. Optional castors: KM141, KM141-4, KM142, KM142-4, KM143-4, KM144, KM144-4, KM5000, KM5000-4, KM6000, KM6000-4.



Powdercoated with MDF board. Tubes in 25 mm steel pipe. Castors: 2 fixed 2 swivel. Castors diameter: 200 mm.

PRODUCT	COLOUR	DIMENSIONS (LxWxH)	LOAD	BRAKES
KM7731-4	Grey	1074 x 600 x 1000 mm	500 kg	No
KM7731-4B	Grey	1074 x 600 x 1000 mm	500 kg	Yes
KM7731-5	Grey	1274 x 700 x 1000 mm	500 kg	No
KM7731-5B	Grey	1274 x 700 x 1000 mm	500 kg	Yes

Accessories: KM7731-44, KM7731-64, KM145-L. Optional castors: KM141, KM141-4, KM142, KM142-4, KM143-4, KM144, KM144-4, KM5000, KM5000-4, KM6000, KM6000-4.



PRODUCT	COLOUR	DIMENSIONS (LxWxH)	LOAD	BRAKES
KM731-64	Red	1000 x 600 x 35 mm	-	-
KM731-75	Red	1200 x 700 x 35 mm	-	-
KM7731-64	Grey	1000 x 600 x 35 mm	-	-
KM7731-75	Grey	1200 x 700 x 35 mm	-	-



ACCESSORIES SERIE 700 BRACKET

Tubes in 25 mm steel pipe.

PRODUCT	COLOUR	DIMENSIONS (LxWxH)	LOAD	BRAKES
KM731-44	Red	760 x 600 x 25 mm	-	-
KM731-55	Red	760 x 700 x 25 mm	-	-
KM7731-44	Grey	760 x 600 x 25 mm	-	-
KM7731-55	Grey	760 x 700 x 25 mm	-	-



WORKING PLATFORM

Castors: 4 swivel. Castors diameter: 50 mm.

PRODUCT	COLOUR	DIMENSIONS (LxWxH)	LOAD	BRAKES
KM1688-E	Grey	600 x 351 x 180 mm	150 kg	No



PNEUMATIC WHEELS LARGE PLATFORM TROLLEY

Height to first shelf: 340 mm. Castors: 2 fixed 2 swivel. Castors diameter: 260 mm.

PRODUCT	COLOUR	DIMENSIONS (LxWxH)	LOAD	BRAKES
KM20080H	Blue	2150 x 1000 x 1120 mm	500 kg	No

Accessories: KM145-L. Optional castors: KM141-4, KM142, KM143-4, KM144, KM144-4, KM5000, KM5000-4, KM6000, KM6000-4.



## LARGE PLATFORM TROLLEY

Height to first shelf: 190 mm. Castors: 2 fixed 2 swivel. Castors diameter: 125 mm.

PRODUCT	COLOUR	DIMENSIONS (LxWxH)	LOAD	BRAKES
KM20080L	Blue	2150 x 1000 x 970 mm	500 kg	No

Accessories: KM145-L.



## PNEUMATIC WHEELS LARGE PLATFORM TROLLEY

Height to first shelf: 340 mm. Height to handle: 1120 mm. Castors: 2 fixed 2 swivel. Castors diameter: 260 mm.

PRODUCT	COLOUR	DIMENSIONS (LxWxH)	LOAD	BRAKES
KM831	Red	1550 x 760 x 1050 mm	1200 kg	No

Accessories: KM831-BYGEL, KM145-L. Optional castors: KM141-4, KM142, KM142-4, KM143-1, KM143-2, KM143-3, KM143-4, KM144, KM144-1, KM144-2, KM144-3, KM144-4, KM5000, KM5000-1, KM5000-2, KM5000-3, KM5000-4, KM6000, KM6000-1, KM6000-2, KM6000-3, KM6000-4.



## ACCESSORIES BRACKET

PRODUCT	COLOUR	DIMENSIONS (LxWxH)	LOAD	BRAKES
KM831-BYGEL	Red	90 x 732 x 780 mm	-	-



## ACCESSORIES ERGOGRIP

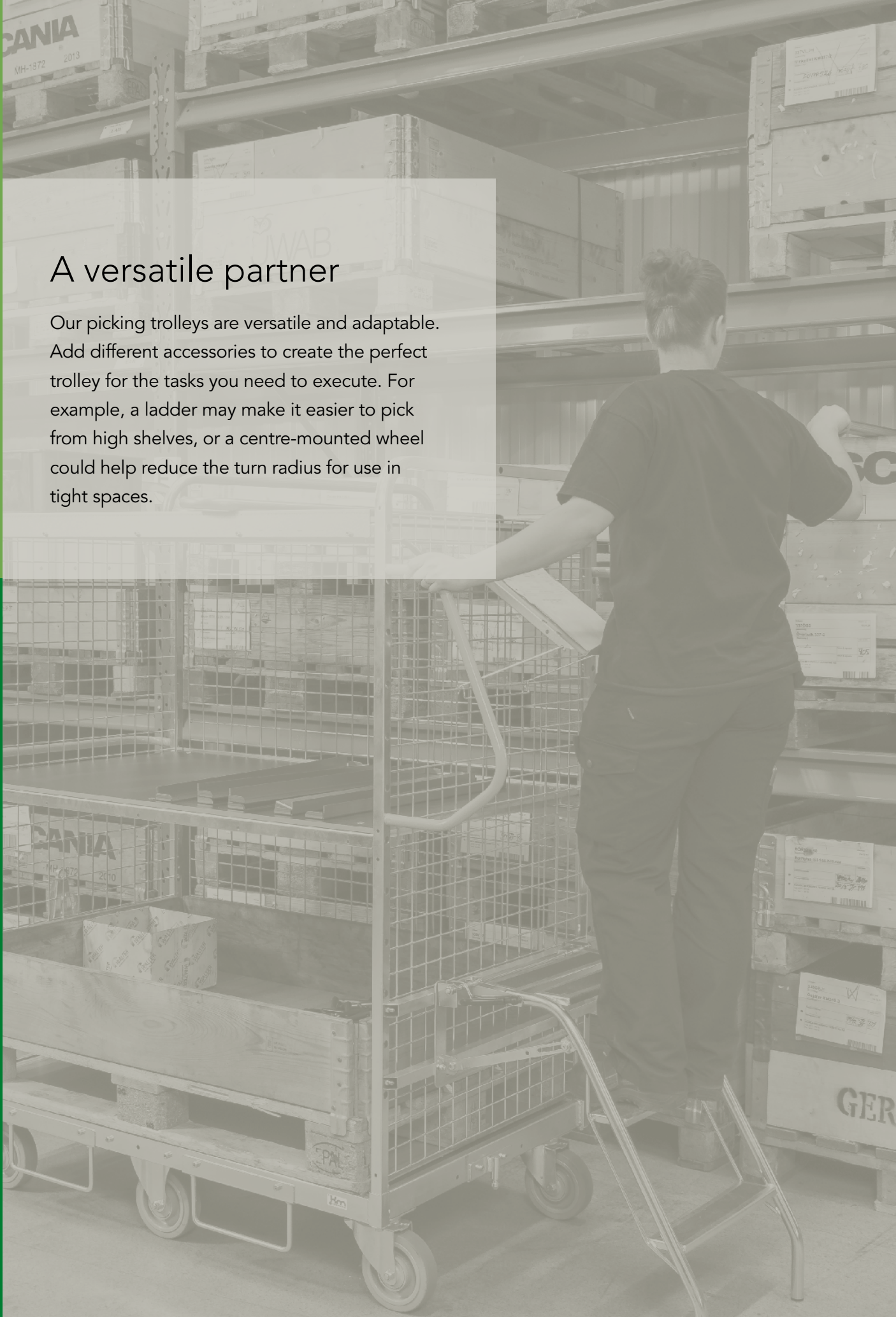
PRODUCT	COLOUR	DIMENSIONS (LxWxH)	LOAD	BRAKES
KM07100	Red	692 x 257 x 238 mm	-	-
KM07110	Red	792 x 257 x 238 mm	-	-





## A versatile partner

Our picking trolleys are versatile and adaptable. Add different accessories to create the perfect trolley for the tasks you need to execute. For example, a ladder may make it easier to pick from high shelves, or a centre-mounted wheel could help reduce the turn radius for use in tight spaces.



Your workmate

PICKING TROLLEY MODUL 600, KM600

## PICKING TROLLEY 2 LEVELS

Electro zink plated with laminated board. 2 shelves. Height to first shelf: 230 mm. Distance between shelves: 520 mm. Shelf capacity: 150 kg. Castors: 2 fixed 4 swivel. Castors diameter: 200.125 mm.

PRODUCT	COLOUR	DIMENSIONS (LxWxH)	LOAD	BRAKES
KM8500-2M	Electro galvanised	900 x 630 x 1100 mm	300 kg	No
KM8500-2L	Electro galvanised	1300 x 630 x 1100 mm	300 kg	No

Accessories: KM145-L, KM07401.



## PICKING TROLLEY 3 LEVELS

Electro zink plated with laminated board. 3 shelves. Height to first shelf: 230 mm. Distance between shelves: 320 mm. Shelf capacity: 100 kg. Castors: 2 fixed 4 swivel. Castors diameter: 200.125 mm.

PRODUCT	COLOUR	DIMENSIONS (LxWxH)	LOAD	BRAKES
KM8500-3M	Electro galvanised	900 x 630 x 1100 mm	300 kg	No
KM8500-3L	Electro galvanised	1300 x 630 x 1100 mm	300 kg	No

Accessories: KM145-L, KM07401.



## PICKING TROLLEY MODULE 300

Mesh size 50 x 50 mm. Castors: 4 swivel. Castors diameter: 125 mm.

PRODUCT	COLOUR	DIMENSIONS (LxWxH)	LOAD	BRAKES
KM300-S12	Electro galvanised	900 x 625 x 1230 mm	300 kg	No
KM300-S12B	Electro galvanised	900 x 625 x 1230 mm	300 kg	Yes

Accessories: KM300-07401, KM300-RS12, KM300-HS, KM300-HKS, KM300-MHB, KM300-HTG, KM300-HTGS, KM300-KA, KM4202-BOX, KM145-L, KMFAK-4. Optional castors: KM1000-5.



## PICKING TROLLEY MODULE 300

Mesh size 50 x 50 mm. Castors: 4 swivel. Castors diameter: 125 mm.

PRODUCT	COLOUR	DIMENSIONS (LxWxH)	LOAD	BRAKES
KM300-S17	Electro galvanised	900 x 625 x 1710 mm	300 kg	No
KM300-S17B	Electro galvanised	900 x 625 x 1710 mm	300 kg	Yes

Accessories: KM300-07401, KM300-RS17, KM300-HS, KM300-HKS, KM300-MHB, KM300-HTG, KM300-HTGS, KM300-KA, KM4202-BOX, KM145-L, KMFAK-4. Optional castors: KM1000-5.



## PICKING TROLLEY MODULE 300

Mesh size 50 x 50 mm. Castors: 4 swivel. Castors diameter: 125 mm.

PRODUCT	COLOUR	DIMENSIONS (LxWxH)	LOAD	BRAKES
KM300-M12	Electro galvanised	1300 x 625 x 1230 mm	300 kg	No
KM300-M12B	Electro galvanised	1300 x 625 x 1230 mm	300 kg	Yes

Accessories: KM300-07401, KM300-RM12, KM300-HM, KM300-HKM, KM300-MHB, KM300-HTG, KM300-HTGS, KM300-KA, KM4202-BOX, KM145-L, KMFAK-4. Optional castors: KM1000-5.



## PICKING TROLLEY MODULE 300

Mesh size 50 x 50 mm. Castors: 4 swivel. Castors diameter: 125 mm.

PRODUCT	COLOUR	DIMENSIONS (LxWxH)	LOAD	BRAKES
KM300-M17	Electro galvanised	1300 x 625 x 1710 mm	300 kg	No
KM300-M17B	Electro galvanised	1300 x 625 x 1710 mm	300 kg	Yes

Accessories: KM300-07401, KM300-RM17, KM300-HM, KM300-HKM, KM300-MHB, KM300-HTG, KM300-HTGS, KM300-KA, KM4202-BOX, KM145-L, KMFAK-4. Optional castors: KM1000-5.



## PICKING TROLLEY MODULE 600

Mesh size 50 x 50 mm. Castors: 2 fixed 2 swivel. Castors diameter: 160 mm.


PRODUCT	COLOUR	DIMENSIONS (LxWxH)	LOAD	BRAKES
KM600-L17	Electro galvanised	1295 x 810 x 1700 mm	600 kg	No
KM600-L17B	Electro galvanised	1295 x 810 x 1700 mm	600 kg	Yes

Accessories: KM600-R17, KM600-HL, KM600-HKL, KM600-MHB, KM600-TB, KM600-HTG, KM600-07401, KM4202-BOX, KM145-L. Optional castors: KM4102-3.



## ACCESSORIES MODULE 300 BACKSIDE NET

PRODUCT	COLOUR	DIMENSIONS (LxWxH)	LOAD	BRAKES
KM300-RS12	Electro galvanised	890 x 10 x 450 mm	-	-
KM300-RM12	Electro galvanised	1290 x 10 x 450 mm	-	-
KM300-RS17	Electro galvanised	890 x 10 x 450 mm	-	-
KM300-RM17	Electro galvanised	1290 x 10 x 450 mm	-	-



HTG, horizontal, HTGS, vertical pair.

PRODUCT	COLOUR	DIMENSIONS (LxWxH)	LOAD	BRAKES
KM300-HTG	Grey	620 x 130 x 22 mm	-	-
KM300-HTGS	Grey	420 x 140 x 22 mm	-	-



## ACCESSORIES MODULE 300 CARDBOARD SEPERATOR

PRODUCT	COLOUR	DIMENSIONS (LxWxH)	LOAD	BRAKES
KM300-KA	Electro galvanised	526 x 33 x 203 mm	-	-



## ACCESSORIES MODULE 300 MIDDLE MOUNTED CASTORS

Castors: 2 fixed. Castors diameter: 125 mm.

PRODUCT	COLOUR	DIMENSIONS (LxWxH)	LOAD	BRAKES
KM300-MHB	Grey	200 x 620 x 200 mm	-	No



## ACCESSORIES MODULE 300 LADDER

PRODUCT	COLOUR	DIMENSIONS (LxWxH)	LOAD	BRAKES
KM300-07401	Electro galvanised	540 x 450 x 650 mm	130 kg	-



ACCESSORIES MODULE 300 NET SHELF

PRODUCT	COLOUR	DIMENSIONS (LxWxH)	LOAD	BRAKES
KM300-HS	Electro galvanised	845 x 615 x 20 mm	100 kg	-
KM300-HM	Electro galvanised	1245 x 615 x 20 mm	100 kg	-
KM300-HKS	Electro galvanised	885 x 615 x 100 mm	100 kg	-
KM300-HKM	Electro galvanised	1285 x 615 x 100 mm	100 kg	-

KM300-HS & KM300-HM



KM300-HKS & KM300-HKM



ACCESSORIES MODULE 600 BACKSIDE NET

PRODUCT	COLOUR	DIMENSIONS (LxWxH)	LOAD	BRAKES
KM600-R17	Electro galvanised	1285 x 10 x 650 mm	-	-



ACCESSORIES MODULE 600 HANDLE

PRODUCT	COLOUR	DIMENSIONS (LxWxH)	LOAD	BRAKES
KM600-HTG	Grey	802 x 125 x 22 mm	-	-



ACCESSORIES MODULE 600 SHELF

Shelf (-H), Shelf lip (-HK).

PRODUCT	COLOUR	DIMENSIONS (LxWxH)	LOAD	BRAKES
KM600-HKL	Electro galvanised	1220 x 55 x 3 mm	-	-
KM600-HL	MDF, brown	1240 x 800 x 40 mm	150 kg	-





ACCESSORIES MODULE 600 MIDDLE MOUNTED CASTORS

Castors: 2 fixed. Castors diameter: 160 mm.

PRODUCT	COLOUR	DIMENSIONS (LxWxH)	LOAD	BRAKES
KM600-MHB	Grey	190 x 764 x 240 mm	-	No



ACCESSORIES MODULE 600 LADDER

PRODUCT	COLOUR	DIMENSIONS (LxWxH)	LOAD	BRAKES
KM600-07401	Electro galvanised	540 x 450 x 650 mm	130 kg	-



ACCESSORIES MODULE 600 SET OF PALLET TRUCK GUIDES

PRODUCT	COLOUR	DIMENSIONS (LxWxH)	LOAD	BRAKES
KM600-TB	Electro galvanised	300 x 30 x 150 mm	-	-





## For demanding environments

Our stainless trolleys are divided up into corrosivity categories in line with the ISO 9223 standard. Advanced manufacturing processes and quality assured materials allow us to ensure that our trolleys meet all requirements on function, durability and hygiene.

Your workmate

FULLY WELDED 3 LEVELS C3, 18/8, KM60355MRU

2 LEVELS C2, 18/0

2 shelves. Distance between shelves: 460 mm. Shelf capacity: 50 kg. Castors: 4 swivel 2 with brake. Castors diameter: 100 mm.

PRODUCT	COLOUR	DIMENSIONS (LxWxH)	LOAD	BRAKES
KM60350	Stainless	710 x 400 x 805 mm	100 kg	Yes

Optional castors: KM1000-4, KM1000-5, KM1000-6, KM1000-7, KM1000-8.



2 LEVELS C2, 18/0

Suitable for children in Kindergarten. 2 shelves. Distance between shelves: 160 mm. Shelf capacity: 40 kg. Castors: 4 swivel 2 with brake. Castors diameter: 75 mm.

PRODUCT	COLOUR	DIMENSIONS (LxWxH)	LOAD	BRAKES
KM60357-MINI	Stainless	530 x 375 x 550 mm	80 kg	Yes

Optional castors: KM1000-4, KM1000-5, KM1000-6, KM1000-7, KM1000-8.



2 LEVELS C2, 18/0

Suitable for children in Kindergarten. 2 shelves. Distance between shelves: 285 mm. Shelf capacity: 40 kg. Height to handle: 780 mm.

PRODUCT	COLOUR	DIMENSIONS (LxWxH)	LOAD	BRAKES
KM60357-MIDI	Stainless	700 x 400 x 780 mm	80 kg	Yes



2 LEVELS C2, 18/0

2 shelves. Distance between shelves: 470 mm. Shelf capacity: 50 kg. Castors: 4 swivel 2 with brake. Castors diameter: 100 mm.

PRODUCT	COLOUR	DIMENSIONS (LxWxH)	LOAD	BRAKES
KM60357	Stainless	910 x 590 x 940 mm	100 kg	Yes

Optional castors: KM1000-4, KM1000-5, KM1000-6, KM1000-7, KM1000-8.



## 2 LEVELS C2, 18/0

2 shelves. Distance between shelves: 590 mm. Shelf capacity: 50 kg. Castors: 4 swivel 2 with brake. Castors diameter: 100 mm.

PRODUCT	COLOUR	DIMENSIONS (LxWxH)	LOAD	BRAKES
KM60354	Stainless	910 x 590 x 940 mm	100 kg	Yes

Optional castors: KM1000-4, KM1000-5, KM1000-6, KM1000-7, KM1000-8.



## STAINLESS STEEL CASTORS 2 LEVELS C3, 18/8

2 shelves. Distance between shelves: 590 mm. Shelf capacity: 50 kg. Castors: 4 swivel 2 with brake. Castors diameter: 125 mm.

PRODUCT	COLOUR	DIMENSIONS (LxWxH)	LOAD	BRAKES
KM60354-S	Stainless	910 x 590 x 965 mm	100 kg	Yes



## STAINLESS STEEL CASTORS 2 LEVELS C3, 18/8

2 shelves. Distance between shelves: 590 mm. Shelf capacity: 50 kg. Castors diameter: 125 mm.

PRODUCT	COLOUR	DIMENSIONS (LxWxH)	LOAD	BRAKES
KM60364-D	Stainless	900 x 600 x 1000 mm	100 kg	Yes



## 3 LEVELS C2, 18/0

3 shelves. Distance between shelves: 200 mm. Shelf capacity: 30 kg. Castors: 4 swivel 2 with brake. Castors diameter: 100 mm.

PRODUCT	COLOUR	DIMENSIONS (LxWxH)	LOAD	BRAKES
KM60351	Stainless	710 x 400 x 805 mm	100 kg	Yes

Optional castors: KM1000-4, KM1000-5, KM1000-6, KM1000-7, KM1000-8.



### 3 LEVELS C2, 18/0

3 shelves. Distance between shelves: 280 mm. Shelf capacity: 30 kg. Castors: 4 swivel 2 with brake. Castors diameter: 100 mm.

PRODUCT	COLOUR	DIMENSIONS (LxWxH)	LOAD	BRAKES
KM60355	Stainless	910 x 590 x 940 mm	100 kg	Yes

Optional castors: KM1000-4, KM1000-5, KM1000-6, KM1000-7, KM1000-8.



### STAINLESS STEEL CASTORS 3 LEVELS C3, 18/8

3 shelves. Distance between shelves: 280 mm. Shelf capacity: 30 kg. Castors: 4 swivel 2 with brake. Castors diameter: 125 mm.

PRODUCT	COLOUR	DIMENSIONS (LxWxH)	LOAD	BRAKES
KM60355-S	Stainless	910 x 590 x 965 mm	100 kg	Yes



### STAINLESS STEEL CASTORS 3 LEVELS C3, 18/8

3 shelves. Distance between shelves: 280 mm. Shelf capacity: 30 kg. Castors diameter: 125 mm.

PRODUCT	COLOUR	DIMENSIONS (LxWxH)	LOAD	BRAKES
KM60365-D	Stainless	900 x 600 x 1000 mm	100 kg	Yes



### 4 LEVELS C2, 18/0

4 shelves. Distance between shelves: 280 mm. Shelf capacity: 25 kg. Castors: 4 swivel 2 with brake. Castors diameter: 100 mm.

PRODUCT	COLOUR	DIMENSIONS (LxWxH)	LOAD	BRAKES
KM60356	Stainless	910 x 590 x 1260 mm	100 kg	Yes

Optional castors: KM1000-4, KM1000-5, KM1000-6, KM1000-7, KM1000-8.



## PLATFORM TROLLEY C2, 18/0

Height to first shelf: 180 mm. Shelf capacity: 100 kg. Castors: 4 swivel 2 with brake. Castors diameter: 100 mm.

PRODUCT	COLOUR	DIMENSIONS (LxWxH)	LOAD	BRAKES
KM60360	Stainless	880 x 500 x 940 mm	100 kg	Yes



## PLATFORM TROLLEY C2, 18/0

Height to first shelf: 470 mm. Shelf capacity: 100 kg. Height to handle: 925 mm. Castors: 4 swivel 2 with brake. Castors diameter: 100 mm.

PRODUCT	COLOUR	DIMENSIONS (LxWxH)	LOAD	BRAKES
KM60363	Stainless	850 x 490 x 925 mm	100 kg	Yes

Optional castors: KM1000-4, KM1000-5, KM1000-6, KM1000-7, KM1000-8.



## STAINLESS STEEL CASTORS PLATFORM TROLLEY C3, 18/8

1 shelves. Height to first shelf: 495 mm. Shelf capacity: 100 kg. Castors: 4 swivel 2 with brake. Castors diameter: 125 mm.

PRODUCT	COLOUR	DIMENSIONS (LxWxH)	LOAD	BRAKES
KM60363-S	Stainless	880 x 500 x 965 mm	100 kg	Yes



## ROLL TABLE

1 shelves. Castors: 4 swivel. Castors diameter: 100 mm.

PRODUCT	COLOUR	DIMENSIONS (LxWxH)	LOAD	BRAKES
KM270	Electro galvanised	605 x 605 x 885 mm	150 kg	No
KM270B	Electro galvanised	605 x 605 x 885 mm	150 kg	Yes

Optional castors: KM1000-4.



## TABLE TROLLEY

Castors: 4 swivel. Castors diameter: 125 mm.

PRODUCT	COLOUR	DIMENSIONS (LxWxH)	LOAD	BRAKES
KM271	Electro galvanised	1000 x 580 x 870 mm	200 kg	No
KM271B	Electro galvanised	1000 x 580 x 870 mm	200 kg	Yes

Accessories: KM145-L. Optional castors: KM1000-5.



## TABLE TROLLEY

Castors: 4 swivel. Castors diameter: 100 mm.

PRODUCT	COLOUR	DIMENSIONS (LxWxH)	LOAD	BRAKES
KM272	Electro galvanised	840 x 430 x 960 mm	200 kg	No
KM272B	Electro galvanised	840 x 430 x 960 mm	200 kg	Yes

Accessories: KM145-L. Optional castors: KM1000-4.



## PLATFORM TROLLEY C3, 18/8

1 shelves. Castors: 4 swivel 2 with brake. Castors diameter: 125 mm.

PRODUCT	COLOUR	DIMENSIONS (LxWxH)	LOAD	BRAKES
KM60360MR-1	Stainless	625 x 415 x 905 mm	200 kg	Yes
KM60360MR	Stainless	880 x 575 x 905 mm	200 kg	Yes
KM60360MR-3	Stainless	1050 x 550 x 905 mm	200 kg	Yes



## STAINLESS STEEL CASTORS PLATFORM TROLLEY C3, 18/8

Castors diameter: 125 mm.

PRODUCT	COLOUR	DIMENSIONS (LxWxH)	LOAD	BRAKES
KM60360MR-1-S	Stainless	625 x 415 x 905 mm	200 kg	Yes
KM60360MR-S	Stainless	880 x 575 x 905 mm	200 kg	Yes
KM60360MR-3-S	Stainless	1050 x 550 x 905 mm	200 kg	Yes



## PLATFORM TROLLEY C3, 18/8

2 shelves. Height to first shelf: 250 mm. Distance between shelves: 170 mm. Castors: 4 swivel 2 with brake. Castors diameter: 125 mm.

PRODUCT	COLOUR	DIMENSIONS (LxWxH)	LOAD	BRAKES
KM60363MR	Stainless	700 x 415 x 905 mm	200 kg	Yes
KM60363MR-2	Stainless	800 x 550 x 905 mm	200 kg	Yes
KM60363MR-3	Stainless	1050 x 550 x 905 mm	200 kg	Yes

Optional castors: KM1000-4, KM1000-5, KM1000-6, KM1000-7, KM1000-8.



## STAINLESS STEEL CASTORS PLATFORM TROLLEY C3, 18/8

2 shelves. Distance between shelves: 170 mm. Castors: 4 swivel 2 with brake. Castors diameter: 125 mm.

PRODUCT	COLOUR	DIMENSIONS (LxWxH)	LOAD	BRAKES
KM60363MR-S	Stainless	700 x 415 x 905 mm	200 kg	Yes
KM60363MR-2-S	Stainless	800 x 550 x 905 mm	200 kg	Yes
KM60363MR-3-S	Stainless	1050 x 550 x 905 mm	200 kg	Yes



## FULLY WELDED 2 LEVELS C3, 18/8

2 shelves. Height to first shelf: 250 mm. Distance between shelves: 615 mm. Castors: 4 swivel 2 with brake. Castors diameter: 125 mm.

PRODUCT	COLOUR	DIMENSIONS (LxWxH)	LOAD	BRAKES
KM60350MRM	Stainless	650 x 440 x 1010 mm	200 kg	Yes
KM60354MRM	Stainless	825 x 575 x 1010 mm	200 kg	Yes
KM60367MRM	Stainless	1075 x 575 x 1010 mm	200 kg	Yes

Optional castors: KM1000-4, KM1000-5, KM1000-6, KM1000-7, KM1000-8.



## STAINLESS STEEL CASTORS FULLY WELDED 2 LEVELS C3, 18/8

2 shelves. Distance between shelves: 615 mm. Castors: 4 swivel 2 with brake. Castors diameter: 125 mm.

PRODUCT	COLOUR	DIMENSIONS (LxWxH)	LOAD	BRAKES
KM60350MRM-S	Stainless	650 x 440 x 1010 mm	200 kg	Yes
KM60354MRM-S	Stainless	825 x 575 x 1010 mm	200 kg	Yes
KM60367MRM-S	Stainless	1075 x 575 x 1010 mm	200 kg	Yes

Optional castors: KM1000-4, KM1000-5, KM1000-6, KM1000-7, KM1000-8.





## FULLY WELDED 2 LEVELS C3, 18/8

2 shelves. Height to first shelf: 250 mm. Distance between shelves: 615 mm. Castors: 4 swivel 2 with brake. Castors diameter: 125 mm.

PRODUCT	COLOUR	DIMENSIONS (LxWxH)	LOAD	BRAKES
KM60350MRU	Stainless	650 x 440 x 900 mm	200 kg	Yes
KM60354MRU	Stainless	825 x 575 x 900 mm	200 kg	Yes
KM60367MRU	Stainless	1075 x 575 x 900 mm	200 kg	Yes

Optional castors: KM1000-4, KM1000-5, KM1000-6, KM1000-7, KM1000-8.



## STAINLESS STEEL CASTORS FULLY WELDED 2 LEVELS C3, 18/8

2 shelves. Distance between shelves: 615 mm. Castors: 4 swivel 2 with brake. Castors diameter: 125 mm.

PRODUCT	COLOUR	DIMENSIONS (LxWxH)	LOAD	BRAKES
KM60350MRU-S	Stainless	650 x 440 x 900 mm	200 kg	Yes
KM60354MRU-S	Stainless	825 x 575 x 900 mm	200 kg	Yes
KM60367MRU-S	Stainless	1075 x 575 x 900 mm	200 kg	Yes

Optional castors: KM1000-4, KM1000-5, KM1000-6, KM1000-7, KM1000-8.



## FULLY WELDED 3 LEVELS C3, 18/8

3 shelves. Height to first shelf: 250 mm. Distance between shelves: 290 mm. Castors: 4 swivel 2 with brake. Castors diameter: 125 mm.

PRODUCT	COLOUR	DIMENSIONS (LxWxH)	LOAD	BRAKES
KM60351MRM	Stainless	650 x 440 x 1010 mm	200 kg	Yes
KM60355MRM	Stainless	825 x 575 x 1010 mm	200 kg	Yes
KM60368MRM	Stainless	1075 x 575 x 1010 mm	200 kg	Yes

Optional castors: KM1000-4, KM1000-5, KM1000-6, KM1000-7, KM1000-8.



## STAINLESS STEEL CASTORS FULLY WELDED 3 LEVELS C3, 18/8

3 shelves. Height to first shelf: 250 mm. Distance between shelves: 290 mm. Castors: 4 swivel 2 with brake. Castors diameter: 125 mm.

PRODUCT	COLOUR	DIMENSIONS (LxWxH)	LOAD	BRAKES
KM60351MRM-S	Stainless	650 x 440 x 1010 mm	200 kg	Yes
KM60355MRM-S	Stainless	825 x 575 x 1010 mm	200 kg	Yes
KM60368MRM-S	Stainless	1075 x 575 x 1010 mm	200 kg	Yes

Optional castors: KM1000-4, KM1000-5, KM1000-6, KM1000-7, KM1000-8.



## FULLY WELDED 3 LEVELS C3, 18/8

3 shelves. Height to first shelf: 250 mm. Distance between shelves: 290 mm. Castors: 4 swivel 2 with brake. Castors diameter: 125 mm.

PRODUCT	COLOUR	DIMENSIONS (LxWxH)	LOAD	BRAKES
KM60351MRU	Stainless	650 x 440 x 900 mm	200 kg	Yes
KM60355MRU	Stainless	825 x 575 x 900 mm	200 kg	Yes
KM60368MRU	Stainless	1075 x 575 x 900 mm	200 kg	Yes

Optional castors: KM1000-4, KM1000-5, KM1000-6, KM1000-7, KM1000-8.



## STAINLESS STEEL CASTORS FULLY WELDED 3 LEVELS C3, 18/8

3 shelves. Height to first shelf: 250 mm. Distance between shelves: 290 mm. Castors: 4 swivel 2 with brake. Castors diameter: 125 mm.

PRODUCT	COLOUR	DIMENSIONS (LxWxH)	LOAD	BRAKES
KM60351MRU-S	Stainless	650 x 440 x 900 mm	200 kg	Yes
KM60355MRU-S	Stainless	825 x 575 x 900 mm	200 kg	Yes
KM60368MRU-S	Stainless	1075 x 575 x 900 mm	200 kg	Yes

Optional castors: KM1000-4, KM1000-5, KM1000-6, KM1000-7, KM1000-8.



## FULLY WELDED 4 LEVELS C3, 18/8

4 shelves. Height to first shelf: 250 mm. Distance between shelves: 432 mm. Castors: 4 swivel 2 with brake. Castors diameter: 125 mm.

PRODUCT	COLOUR	DIMENSIONS (LxWxH)	LOAD	BRAKES
KM60356MRU-2	Stainless	825 x 575 x 1650 mm	200 kg	Yes
KM60356MRU	Stainless	1075 x 575 x 1650 mm	200 kg	Yes



## STAINLESS STEEL CASTORS FULLY WELDED 4 LEVELS C3, 18/8

Height to first shelf: 250 mm. Castors diameter: 125 mm.

PRODUCT	COLOUR	DIMENSIONS (LxWxH)	LOAD	BRAKES
KM60356MRU-2-S	Stainless	825 x 575 x 1650 mm	200 kg	Yes
KM60356MRU-S	Stainless	1075 x 575 x 1650 mm	200 kg	Yes



## FULLY WELDED 5 LEVELS C3, 18/8

5 shelves. Distance between shelves: 315 mm. Castors: 4 swivel 2 with brake.

PRODUCT	COLOUR	DIMENSIONS (LxWxH)	LOAD	BRAKES
KM60369MRU-2	Stainless	825 x 550 x 1650 mm	200 kg	Yes
KM60369MRU	Stainless	1075 x 575 x 1650 mm	200 kg	Yes



## STAINLESS STEEL CASTORS FULLY WELDED 5 LEVELS C3, 18/8

PRODUCT	COLOUR	DIMENSIONS (LxWxH)	LOAD	BRAKES
KM60369MRU-2-S	Stainless	825 x 550 x 1650 mm	200 kg	Yes
KM60369MRU-S	Stainless	1075 x 575 x 1650 mm	200 kg	Yes



## SACK TROLLEY

Suitable for 60 L sack. Castors: 4 swivel 2 with brake. Castors diameter: 125 mm.

PRODUCT	COLOUR	DIMENSIONS (LxWxH)	LOAD	BRAKES
KM3029MR	Stainless	350 x 350 x 750 mm	80 kg	Yes
KM3029MR-S	Stainless	350 x 350 x 750 mm	80 kg	Yes

Optional castors: KM1000-5, KM1000-6, KM1000-8.



## BIN TROLLEY

Interior dimensions: 510 x 410 x 1535 mm. Castors diameter: 125 mm.

PRODUCT	COLOUR	DIMENSIONS (LxWxH)	LOAD	BRAKES
KM166-RF	Stainless	560 x 500 x 1565 mm	150 kg	Yes



Springloaded upper shelf. 2 shelves. Height to first shelf: 200 mm. Shelf capacity: 65 kg. Height to handle: 880 mm. Castors diameter: 125 mm.


PRODUCT	COLOUR	DIMENSIONS (LxWxH)	LOAD	BRAKES
KM4202-RF	Stainless	600 x 530 x 900 mm	60 kg	Yes



## Solutions to meet all needs

We present a wide range of roll containers for all kinds of handling tasks. Choose between mesh trolleys, safety containers and roll containers, which also feature stackable options.

ROLL CONTAINERS



Your workmate  
SAFETY CONTAINER, KM120510

## TROLLEY FOR CORRUGATED FOLDED CARTOONS

Castors: 4 swivel 2 with brake. Castors diameter: 50 mm.

PRODUCT	COLOUR	DIMENSIONS (LxWxH)	LOAD	BRAKES
KM840	Electro galvanised	1050 x 500 x 418 mm	-	Yes



## TROLLEY FOR CORRUGATED FOLDED CARTOONS

Castors: 4 swivel 2 with brake. Castors diameter: 75 mm.

PRODUCT	COLOUR	DIMENSIONS (LxWxH)	LOAD	BRAKES
KM53631002	Electro galvanised	530 x 630 x 1000 mm	150 kg	Yes
KM53631002W	White	530 x 630 x 1000 mm	150 kg	Yes

Optional castors: KM1000-4, KM1000-5, KM1000-6, KM1000-7, KM1000-8.



## ROLL CONTAINER 2 WALLS

Castors: 2 fixed 2 swivel. Castors diameter: 100 mm.

PRODUCT	COLOUR	DIMENSIONS (LxWxH)	LOAD	BRAKES
KM72801802	Electro galvanised	720 x 800 x 1800 mm	400 kg	No
KM72801802B	Electro galvanised	720 x 800 x 1800 mm	400 kg	Yes

Accessories: KM072080ZP, KMFAK-4, KMR1, KMS1. Optional castors: KM143-11, KM143-13.



## ROLL CONTAINER 3 WALLS

Castors: 2 fixed 2 swivel. Castors diameter: 100 mm.

PRODUCT	COLOUR	DIMENSIONS (LxWxH)	LOAD	BRAKES
KM120801803	Electro galvanised	1200 x 800 x 1800 mm	400 kg	No
KM120801803B	Electro galvanised	1200 x 800 x 1800 mm	400 kg	Yes

Accessories: KM120080ZP, KMFAK-4, KMS12. Optional castors: KM143-11, KM143-13.



## ROLL CONTAINER 3 WALLS

Castors: 2 fixed 2 swivel. Castors diameter: 100 mm.

PRODUCT	COLOUR	DIMENSIONS (LxWxH)	LOAD	BRAKES
KM72801803	Electro galvanised	720 x 800 x 1800 mm	400 kg	No
KM72801803B	Electro galvanised	720 x 800 x 1800 mm	400 kg	Yes

Accessories: KM072080Z, KMFAK-4, KMR1, KMS1. Optional castors: KM143-11, KM143-13.



## ROLL CONTAINER 4 WALLS

Half hung gate. Mesh size 50 x 50 mm. Castors: 2 swivel 2 fixed. Castors diameter: 100 mm.

PRODUCT	COLOUR	DIMENSIONS (LxWxH)	LOAD	BRAKES
KM0170H4M10	Electro galvanised	1200 x 800 x 1835 mm	400 kg	No
KM0170H4M10B	Electro galvanised	1200 x 800 x 1835 mm	400 kg	Yes

Accessories: KM120080ZP.



## ROLL CONTAINER 4 WALLS

Half hung gate. Castors: 2 swivel 2 fixed. Castors diameter: 100 mm.

PRODUCT	COLOUR	DIMENSIONS (LxWxH)	LOAD	BRAKES
KM120801804	Electro galvanised	1200 x 800 x 1800 mm	400 kg	No
KM120801804B	Electro galvanised	1200 x 800 x 1800 mm	400 kg	Yes

Accessories: KM120080ZP, KMFAK-4.



## ROLL CONTAINER 4 WALLS

Half hung gate. Interior dimensions: 1640 x 740 x 1940 mm. Castors: 4 swivel 2 fixed. Castors diameter: 100 mm.

PRODUCT	COLOUR	DIMENSIONS (LxWxH)	LOAD	BRAKES
KM200801804	Electro galvanised	2000 x 800 x 1800 mm	400 kg	No
KM200801804B	Electro galvanised	2000 x 800 x 1800 mm	400 kg	Yes

Accessories: KMFAK-4.



## ROLL CONTAINER 4 WALLS

Half hung gate. Castors: 2 swivel 2 fixed. Castors diameter: 100 mm.

PRODUCT	COLOUR	DIMENSIONS (LxWxH)	LOAD	BRAKES
KM72801804	Electro galvanised	720 x 800 x 1800 mm	400 kg	No
KM72801804B	Electro galvanised	720 x 800 x 1800 mm	400 kg	Yes

Accessories: KM072080Z, KMFAK-4.



## ROLL CONTAINER 4 WALLS

Castors: 2 swivel 2 fixed castors. Castors diameter: 100 mm.

PRODUCT	COLOUR	DIMENSIONS (LxWxH)	LOAD	BRAKES
KM72801804-D	Electro galvanised	720 x 800 x 1800 mm	400 kg	No
KM72801804-DB	Electro galvanised	720 x 800 x 1800 mm	400 kg	Yes

Accessories: KM072080Z, KMFAK-4.



## ROLL CONTAINER 4 WALLS

Castors: 2 swivel 2 fixed. Castors diameter: 100 mm.

PRODUCT	COLOUR	DIMENSIONS (LxWxH)	LOAD	BRAKES
KM801201802	Electro galvanised	1200 x 800 x 1800 mm	600 kg	No
KM801201802B	Electro galvanised	1200 x 800 x 1800 mm	600 kg	Yes

Accessories: KM801201802-H, KMFAK-4.



## ROLL CONTAINER 4 WALLS

Castors: 2 swivel 2 fixed. Castors diameter: 125 mm.

PRODUCT	COLOUR	DIMENSIONS (LxWxH)	LOAD	BRAKES
KM80-S	Electro galvanised	1200 x 750 x 1695 mm	800 kg	Yes

Accessories: KM80-H.





## ROLL CONTAINER PLASTIC BOTTOM

Castors: 2 fixed 2 swivel. Castors diameter: 100 mm.

PRODUCT	COLOUR	DIMENSIONS (LxWxH)	LOAD	BRAKES
KM72811802P	Electro galvanised	725 x 810 x 1800 mm	400 kg	No

Accessories: KM072080Z, KMFAK-4, KMR1, KMS1. Optional castors: KM143-5, KM143-9, KM143-11, KM143-13, KM143-15.



## ROLL CONTAINER PLASTIC BOTTOM

Castors: 2 fixed 2 swivel. Castors diameter: 100 mm.

PRODUCT	COLOUR	DIMENSIONS (LxWxH)	LOAD	BRAKES
KM72811803P	Electro galvanised	725 x 810 x 1800 mm	400 kg	No

Accessories: KM072080Z, KMFAK-4, KMR1, KMS1. Optional castors: KM143-5, KM143-9, KM143-11, KM143-13, KM143-15.



## ROLL CONTAINER PLASTIC BOTTOM

Castors: 2 fixed 2 swivel. Castors diameter: 100 mm.

PRODUCT	COLOUR	DIMENSIONS (LxWxH)	LOAD	BRAKES
KM72811804P	Electro galvanised	725 x 810 x 1800 mm	400 kg	No

Accessories: KM072080Z, KMFAK-4, KMR1, KMS1. Optional castors: KM143-5, KM143-9, KM143-11, KM143-13, KM143-15.



## ROLL CONTAINER NESTABLE

Castors: 2 fixed 2 swivel. Castors diameter: 100 mm.

PRODUCT	COLOUR	DIMENSIONS (LxWxH)	LOAD	BRAKES
KM2000	Electro galvanised	800 x 730 x 1910 mm	400 kg	No
KM2000B	Electro galvanised	800 x 730 x 1910 mm	400 kg	Yes

Accessories: KM072080Z, KMR1, KMS1, KMFAK-4. Optional castors: KM143-11, KM143-13.



## ROLL CONTAINER NESTABLE

Castors: 2 fixed 2 swivel. Castors diameter: 100 mm.

PRODUCT	COLOUR	DIMENSIONS (LxWxH)	LOAD	BRAKES
KM2000-3	Electro galvanised	850 x 720 x 1740 mm	400 kg	No
KM2000-3B	Electro galvanised	850 x 720 x 1740 mm	400 kg	Yes

Accessories: KM072080Z, KMR1, KMS1. Optional castors: KM143-11, KM143-13.



## ROLL CONTAINER NESTABLE

Castors: 2 fixed 2 swivel. Castors diameter: 100 mm.

PRODUCT	COLOUR	DIMENSIONS (LxWxH)	LOAD	BRAKES
KM2000-4	Electro galvanised	850 x 720 x 1740 mm	400 kg	No
KM2000-4B	Electro galvanised	850 x 720 x 1740 mm	400 kg	Yes

Accessories: KM072080Z, KMR1, KMS1. Optional castors: KM143-11, KM143-13.



## ROLL CONTAINER NESTABLE

Castors diameter: 100 mm.

PRODUCT	COLOUR	DIMENSIONS (LxWxH)	LOAD	BRAKES
KM2000-5	Electro galvanised	800 x 700 x 1570 mm	400 kg	No

Accessories: KM072080Z, KMR1, KMS1, KMFAK-4.



## ROLL CONTAINER NESTABLE

Mesh size 50 x 50 mm. Castors diameter: 100 mm.

PRODUCT	COLOUR	DIMENSIONS (LxWxH)	LOAD	BRAKES
KM2010	Electro galvanised	850 x 720 x 1770 mm	400 kg	No
KM2010B	Electro galvanised	850 x 720 x 1770 mm	400 kg	Yes



## ROLL CONTAINER WOODEN BOTTOM

Castors: 2 fixed 2 swivel. Castors diameter: 125 mm.

PRODUCT	COLOUR	DIMENSIONS (LxWxH)	LOAD	BRAKES
KM80	Electro galvanised	1200 x 750 x 1700 mm	800 kg	No
KM80B	Electro galvanised	1200 x 750 x 1700 mm	800 kg	Yes

Accessories: KM80-H. Optional castors: KM143-14.



## ROLL CONTAINER WOODEN BOTTOM

Castors: 2 fixed 2 swivel. Castors diameter: 125 mm.

PRODUCT	COLOUR	DIMENSIONS (LxWxH)	LOAD	BRAKES
KM84	Electro galvanised	800 x 710 x 1600 mm	400 kg	No
KM84B	Electro galvanised	800 x 710 x 1600 mm	400 kg	Yes

Accessories: KM84-H, KMR1, KMS1. Optional castors: KM143-14.



## ROLL CONTAINER WOODEN BOTTOM

Castors: 2 fixed 2 swivel. Castors diameter: 125 mm.

PRODUCT	COLOUR	DIMENSIONS (LxWxH)	LOAD	BRAKES
KM86	Electro galvanised	1200 x 750 x 1700 mm	800 kg	No
KM86B	Electro galvanised	1200 x 750 x 1700 mm	800 kg	Yes

Accessories: KM86-H. Optional castors: KM143-14.



## ROLL CONTAINER WOODEN BOTTOM

Castors: 2 fixed 2 swivel. Castors diameter: 125 mm.

PRODUCT	COLOUR	DIMENSIONS (LxWxH)	LOAD	BRAKES
KM88	Electro galvanised	845 x 630 x 1390 mm	500 kg	No
KM88B	Electro galvanised	845 x 630 x 1390 mm	500 kg	Yes

Accessories: KM88-H. Optional castors: KM143-14.



## ROLL CONTAINER WOODEN BOTTOM

Castors: 2 fixed 2 swivel. Castors diameter: 125 mm.

PRODUCT	COLOUR	DIMENSIONS (LxWxH)	LOAD	BRAKES
KM89	Electro galvanised	1200 x 800 x 1420 mm	500 kg	No
KM89B	Electro galvanised	1200 x 800 x 1420 mm	500 kg	Yes

Optional castors: KM143-14.



SAFETY CONTAINER



Mesh size 50 x 50 mm. Castors: 2 fixed 2 swivel. Castors diameter: 100 mm.

PRODUCT	COLOUR	DIMENSIONS (LxWxH)	LOAD	BRAKES
KM1210	Electro galvanised	720 x 830 x 1000 mm	400 kg	No
KM1210B	Electro galvanised	720 x 830 x 1000 mm	400 kg	Yes

Accessories: KM072080Z, KM145-L, KMFAK-4. Optional castors: KM143-11, KM143-13.



SAFETY CONTAINER



Mesh size 50 x 50 mm. Castors: 2 swivel 2 fixed. Castors diameter: 100 mm.

PRODUCT	COLOUR	DIMENSIONS (LxWxH)	LOAD	BRAKES
KM1215	Electro galvanised	795 x 715 x 1505 mm	400 kg	No
KM1215B	Electro galvanised	795 x 715 x 1505 mm	400 kg	Yes



SAFETY CONTAINER



Mesh size 50 x 50 mm. Castors: 2 fixed 2 swivel. Castors diameter: 100 mm.

PRODUCT	COLOUR	DIMENSIONS (LxWxH)	LOAD	BRAKES
KM1200	Electro galvanised	720 x 830 x 1840 mm	400 kg	No
KM1200B	Electro galvanised	720 x 830 x 1840 mm	400 kg	Yes

Accessories: KM072080Z, KM145-L, KMFAK-4. Optional castors: KM143-11, KM143-13.



Mesh size 50 x 50 mm. Castors: 2 fixed 2 swivel. Castors diameter: 125 mm.

PRODUCT	COLOUR	DIMENSIONS (LxWxH)	LOAD	BRAKES
KM120510	Electro galvanised	1200 x 800 x 1870 mm	600 kg	No
KM120510B	Electro galvanised	1200 x 800 x 1870 mm	600 kg	Yes

Accessories: KM120080ZP, KM145-L, KMFAK-4. Optional castors: KM143-12, KM143-14.



MESH TROLLEY

Mesh size 50 x 50 mm. Castors: 2 swivel 2 fixed. Castors diameter: 100 mm.

PRODUCT	COLOUR	DIMENSIONS (LxWxH)	LOAD	BRAKES
KM1091	Electro galvanised	1150 x 665 x 1790 mm	400 kg	No
KM1091B	Electro galvanised	1150 x 665 x 1790 mm	400 kg	Yes

Accessories: KM1091-H, KM143-11, KM143-13, KM143-15, KMS1, KMR1, KMFAK-4, KM143-16, KM143-14, KM143-12, KMS12.



ACCESSORIES COVER

PRODUCT	COLOUR	DIMENSIONS (LxWxH)	LOAD	BRAKES
KMC12	Blue	720 x 800 x 1800 mm	-	-



ACCESSORIES SAFETY LEASH

PRODUCT	COLOUR	DIMENSIONS (LxWxH)	LOAD	BRAKES
KMR1	Red	900 x 25 x 5 mm	-	-
KMS1	Black	550 x 40 x 5 mm	-	-
KMS12	Black	1200 x 40 x 5 mm	-	-



PRODUCT	COLOUR	DIMENSIONS (LxWxH)	LOAD	BRAKES
KM6002	Electro galvanised	200 x 64 x 159 mm	-	-



## ACCESSORIES SHELF

PRODUCT	COLOUR	DIMENSIONS (LxWxH)	LOAD	BRAKES
KM80-H	Black	1100 x 700 x 25 mm	100 kg	-
KM84-H	Black	750 x 650 x 25 mm	100 kg	-
KM86-H	Black	1100 x 700 x 25 mm	100 kg	-
KM88-H	Black	810 x 580 x 25 mm	100 kg	-



## ACCESSORIES SHELF

PRODUCT	COLOUR	DIMENSIONS (LxWxH)	LOAD	BRAKES
KM072080Z	Electro galvanised	720 x 730 x 20 mm	100 kg	-
KM120080ZP	Electro galvanised	1200 x 800 x 20 mm	150 kg	-



## ACCESSORIES SHELF

PRODUCT	COLOUR	DIMENSIONS (LxWxH)	LOAD	BRAKES
KM1091-H	Electro galvanised	1085 x 605 x 20 mm	100 kg	-
KM2000X800	Electro galvanised	1870 x 730 x 20 mm	100 kg	-
KM801201802-H	Electro galvanised	1200 x 800 x 20 mm	150 kg	-





## Service with style

It's a staple feature of restaurants, big kitchens and canteens – the service trolley. It is available in a variety of designs, where the small details often make a big difference. Get to know our neat, practical solutions that provide service with style.

Powdercoated. Room for 14 trays, trays not included. 14 shelves. Distance between shelves: 120 mm. Shelf capacity: 10 kg. Castors: 4 swivel 2 with brake. Castors diameter: 125 mm.

PRODUCT	COLOUR	DIMENSIONS (LxWxH)	LOAD	BRAKES
KM882-14	White	720 x 430 x 1095 mm	150 kg	Yes

Accessories: KM882-B. Optional castors: KM1000-5, KM1000-7, KM1000-8.



CHROME PLATED SERVICE TROLLEY

Comfortable plastic covered handle. 3 shelves. Distance between shelves: 250 mm. Shelf capacity: 50 kg. Castors: 4 swivel 2 with brake. Castors diameter: 125 mm.

PRODUCT	COLOUR	DIMENSIONS (LxWxH)	LOAD	BRAKES
KM30CR	Beech	900 x 500 x 990 mm	150 kg	Yes

Accessories: KM145-L. Optional castors: KM1000-5, KM1000-7.



GREY TRAYS SERVICE TROLLEY

Powdercoated. 3 shelves. Distance between shelves: 290 mm. Castors: 4 swivel 2 with brake. Castors diameter: 125 mm.

PRODUCT	COLOUR	DIMENSIONS (LxWxH)	LOAD	BRAKES
KM1620-AA	Anthracite grey	770 x 495 x 960 mm	150 kg	Yes
KM1620-BA	Blue	770 x 495 x 960 mm	150 kg	Yes
KM1620-VA	White	770 x 495 x 960 mm	150 kg	Yes

Accessories: KM60364, KM60365, KM60366. Optional castors: KM1000-5, KM1000-7.



WHITE TRAYS SERVICE TROLLEY

Powdercoated. 3 shelves. Distance between shelves: 290 mm. Castors: 4 swivel 2 with brake. Castors diameter: 125 mm.

PRODUCT	COLOUR	DIMENSIONS (LxWxH)	LOAD	BRAKES
KM1620-AV	Anthracite grey	770 x 495 x 960 mm	150 kg	Yes
KM1620-BV	Blue	770 x 495 x 960 mm	150 kg	Yes
KM1620-VV	White	770 x 495 x 960 mm	150 kg	Yes

Accessories: KM60364, KM60365, KM60366. Optional castors: KM1000-5, KM1000-7.





Powdercoated. 3 shelves. Distance between shelves: 290 mm. Castors: 4 swivel 2 with brake. Castors diameter: 125 mm.

PRODUCT	COLOUR	DIMENSIONS (LxWxH)	LOAD	BRAKES
KM1620-AR	Anthracite grey	770 x 495 x 960 mm	150 kg	Yes
KM1620-BR	Blue	770 x 495 x 960 mm	150 kg	Yes
KM1620-VR	White	770 x 495 x 960 mm	150 kg	Yes

Accessories: KM60364, KM60365, KM60366. Optional castors: KM1000-5, KM1000-7.



SERVICE TROLLEY

Powdercoated with laminated board. 2 shelves. Distance between shelves: 400 mm. Shelf capacity: 50 kg. Height to handle: 895 mm. Castors: 4 swivel 2 with brake. Castors diameter: 100 mm.

PRODUCT	COLOUR	DIMENSIONS (LxWxH)	LOAD	BRAKES
X2005	White	765 x 520 x 895 mm	100 kg	Yes
X2005-B	Blue	765 x 520 x 895 mm	100 kg	Yes

Accessories: X2005-L.



ACCESSORIES TRAY

PRODUCT	COLOUR	DIMENSIONS (LxWxH)	LOAD	BRAKES
KM60364	Red	600 x 450 x 20 mm	-	-
KM60365	White	600 x 450 x 20 mm	-	-
KM60366	Anthracite grey	600 x 450 x 20 mm	-	-
KM882-B	Grey	400 x 300 x 20 mm	-	-



## Take care of the boards

Our board trolleys are divided into different levels, depending on what your business needs. The small solutions can handle light materials, while the big ones are designed to cope with more boards and heavier weights. You can also add extra brackets if need be.



## BOARD TRUCK

Castors: 2 swivel 2 fixed massive. Castors diameter: 200 mm.

PRODUCT	COLOUR	DIMENSIONS (LxWxH)	LOAD	BRAKES
KM08400	Electro galvanised	1000 x 700 x 1380 mm	500 kg	No
KM08400B	Electro galvanised	1000 x 700 x 1380 mm	500 kg	Yes

Accessories: KM08450, KM142, KM142-4, KM143-1, KM143-2, KM143-3, KM143-4, KM144, KM144-1, KM144-2, KM144-3, KM144-4, KM5000, KM5000-1, KM5000-2, KM5000-3, KM5000-4, KM6000, KM6000-1, KM6000-2, KM6000-3, KM6000-4, KM141, KM141-4.



## PNEUMATIC WHEELS BOARD TRUCK

Powdercoated. Loading width: 160mm. Castors: 2 fixed. Castors diameter: 260 mm.

PRODUCT	COLOUR	DIMENSIONS (LxWxH)	LOAD	BRAKES
KM142650	Yellow	490 x 380 x 260 mm	200 kg	No

Accessories: FS284, FS307.



## BOARD TRUCK

Powdercoated. Loading width: 160mm. Castors: Puncture free wheels. Castors diameter: 260 mm.

PRODUCT	COLOUR	DIMENSIONS (LxWxH)	LOAD	BRAKES
KM142650PL	Yellow	490 x 380 x 260 mm	200 kg	No



## PNEUMATIC WHEELS BOARD TRUCK

Powdercoated. Loading width: 160mm. Castors: 2 fixed. Castors diameter: 260 mm.

PRODUCT	COLOUR	DIMENSIONS (LxWxH)	LOAD	BRAKES
KM142652	Yellow	800 x 380 x 900 mm	200 kg	No



## BOARD TRUCK

Powdercoated. Castors: 2 fixed. Castors diameter: 250 mm.

PRODUCT	COLOUR	DIMENSIONS (LxWxH)	LOAD	BRAKES
KM142654-R	Red	1707 x 540 x 1122 mm	200 kg	No



## PNEUMATIC WHEELS BOARD TRUCK

Powdercoated. Castors: Pneumatic wheels 260 mm . Castors diameter: 260 mm.

PRODUCT	COLOUR	DIMENSIONS (LxWxH)	LOAD	BRAKES
KM213	Blue	1600 x 600 x 800 mm	200 kg	No

Accessories: FS284, FS307.



## BOARD TRUCK

Delivered with 2 loadbars. 1 shelves. Height to first shelf: 265 mm. Castors: 2 fixed 2 swivel. Castors diameter: 200 mm.

PRODUCT	COLOUR	DIMENSIONS (LxWxH)	LOAD	BRAKES
KM439	Electro galvanised	1250 x 700 x 945 mm	500 kg	No
KM439B	Electro galvanised	1250 x 700 x 945 mm	500 kg	Yes

Accessories: KM439-L, KM439-S, KM139-33, KMID-F439A4L, KMID-F439A5L. Optional castors: KM141, KM141-4, KM142, KM142-4, KM143-4, KM144, KM144-4, KM5000, KM5000-4, KM6000, KM6000-4.



## BOARD TRUCK

Delivered with 2 loadbars. 1 shelves. Height to first shelf: 282 mm. Castors: 2 fixed 2 swivel. Castors diameter: 200 mm.

PRODUCT	COLOUR	DIMENSIONS (LxWxH)	LOAD	BRAKES
KM539	Electro galvanised	890 x 800 x 940 mm	500 kg	No
KM539B	Electro galvanised	890 x 800 x 940 mm	500 kg	Yes

Accessories: KM139-11. Optional castors: KM141, KM141-4, KM142, KM142-4, KM143-4, KM144, KM144-4, KM5000, KM5000-4, KM6000, KM6000-4.



## LIGHT BOARD TRUCK

Powdercoated with laminated board. Delivered with 5 loadbars. Castors: 4 swivel 2 with brake. Castors diameter: 125 mm.

PRODUCT	COLOUR	DIMENSIONS (LxWxH)	LOAD	BRAKES
KM839	Blue	1000 x 700 x 690 mm	150 kg	Yes

Optional castors: KM1000-5, KM1000-7, KM1000-8.



## ACCESSORIES PLASTER BOARD TRESTLE

Only branch rack arms.

PRODUCT	COLOUR	DIMENSIONS (LxWxH)	LOAD	BRAKES
KM08450	Electro galvanised	1005 x 700 x 1385 mm	150 kg	-



## ACCESSORIES BOX

PRODUCT	COLOUR	DIMENSIONS (LxWxH)	LOAD	BRAKES
KM439-L	Electro galvanised	1200 x 270 x 5 mm	-	-



## ACCESSORIES WALL

PRODUCT	COLOUR	DIMENSIONS (LxWxH)	LOAD	BRAKES
KM439-S	Black	1090 x 400 x 10 mm	-	-



PRODUCT	COLOUR	DIMENSIONS (LxWxH)	LOAD	BRAKES
KMID-F439A5L	Electro galvanised	221 x 85 x 156 mm	-	-
KMID-F439A4L	Electro galvanised	306 x 85 x 221 mm	-	-



## The fast way to get around

Using a scooter is the fast and efficient way to move between workplaces. Rubberised handle-bars and a non-slip coating on the footplate provide extra safety and comfort. Choose between a 2-wheeler for fast transfers or a 3-wheel model with a platform for carrying loads.

SCOOTER



Your workmate  
PLATFORM SCOOTER, KM07350

## PLATFORM SCOOTER

Footplate with antislip surface. Castors: Pneumatic wheels. Castors diameter: 310 mm.

PRODUCT	COLOUR	DIMENSIONS (LxWxH)	LOAD	BRAKES
KM07340	Electro galvanised	1230 x 645 x 1070 mm	150 kg	Yes



## PUNCTURE FREE WHEELS PLATFORM SCOOTER

Footplate with antislip surface. Castors: Puncture free wheels. Castors diameter: 310 mm.

PRODUCT	COLOUR	DIMENSIONS (LxWxH)	LOAD	BRAKES
KM07340PF	Electro galvanised	1230 x 645 x 1070 mm	150 kg	Yes



## PLATFORM SCOOTER

Footplate with antislip surface. Shelf capacity: 50 kg. Castors: Puncture free wheels. Castors diameter: 200 mm.

PRODUCT	COLOUR	DIMENSIONS (LxWxH)	LOAD	BRAKES
KM07350	Grey	1470 x 700 x 1000 mm	200 kg	Yes

Accessories: KM07350-H, KM145-L, KM07350-K.



## ACCESSORIES SHELF

PRODUCT	COLOUR	DIMENSIONS (LxWxH)	LOAD	BRAKES
KM07350-H	Black	689 x 610 x 80 mm	-	-





Interior dimensions: 525 x 625 x 535 mm.

PRODUCT	COLOUR	DIMENSIONS (LxWxH)	LOAD	BRAKES
KM07350-K	Electro galvanised	541 x 645 x 535 mm	-	-



## The caretaker's best friend

Spreaders are available in a variety of models.  
They are fitted with a rain cover and adjustable  
flaps to regulate the spreading.



Your workmate  
SALT AND SANDSPREADER, KM945



22 KG/21 L SALT AND SANDSPREADER

Adjustable flaps to regulate the spread. Spreading area up to 3 meters. Castors: 2 fixed. Castors diameter: 300 mm.

PRODUCT	COLOUR	DIMENSIONS (LxWxH)	LOAD	BRAKES
KM944	Red	1000 x 530 x 900 mm	22 kg	No



37 KG/34 L SALT AND SANDSPREADER

Adjustable flaps to regulate the spread. Spreading area up to 3 meters. Castors: 2 fixed. Castors diameter: 300 mm.

PRODUCT	COLOUR	DIMENSIONS (LxWxH)	LOAD	BRAKES
KM945	Red	770 x 580 x 900 mm	37 kg	No



57 KG/53 L SALT AND SANDSPREADER

Adjustable flaps to regulate the spread. Spreading area up to 3 meters. Castors: 2 fixed. Castors diameter: 360 mm.

PRODUCT	COLOUR	DIMENSIONS (LxWxH)	LOAD	BRAKES
KM946	Red	900 x 840 x 900 mm	57 kg	No



## Improve the efficiency of the drying process

Our range of drying trolleys does not leave much to chance. Here you will find drying trolleys for more-or-less all areas of use.



## SHOE & BOOTS TROLLEY

Room for 54 shoes or boots. Castors: 3 swivel 1 with brake. Castors diameter: 50 mm.

PRODUCT	COLOUR	DIMENSIONS (LxWxH)	LOAD	BRAKES
KM125077	Grey	780 x 714 x 1192 mm	25 kg	Yes
KM125077-O	Electro galvanised	780 x 714 x 1192 mm	25 kg	Yes



## SHOE & BOOTS TROLLEY

Room for 60 shoes or boots. Castors: 4 swivel 2 with brake. Castors diameter: 50 mm.

PRODUCT	COLOUR	DIMENSIONS (LxWxH)	LOAD	BRAKES
KM125264	Grey	870 x 540 x 1200 mm	25 kg	Yes
KM125264-O	Electro galvanised	870 x 540 x 1200 mm	25 kg	Yes



## DRYING STAND

Powdercoated. 25 shelves. Distance between shelves: 30 mm. Castors diameter: 50 mm.

PRODUCT	COLOUR	DIMENSIONS (LxWxH)	LOAD	BRAKES
KM152974	Blue	460 x 500 x 1200 mm	10 kg	Yes



## DRYING TROLLEY

Powdercoated. 10 shelves. Distance between shelves: 45 mm. Shelf capacity: 4 kg. Castors: 4 swivel 2 with brake. Castors diameter: 100 mm.

PRODUCT	COLOUR	DIMENSIONS (LxWxH)	LOAD	BRAKES
KM152975	Grey	955 x 600 x 845 mm	100 kg	Yes

Optional castors: KM1000-4, KM1000-6.



## DRYING TROLLEY

Powdercoated. 15 shelves. Distance between shelves: 45 mm. Shelf capacity: 4 kg. Castors: 4 swivel 2 with brake. Castors diameter: 100 mm.

PRODUCT	COLOUR	DIMENSIONS (LxWxH)	LOAD	BRAKES
KM152976	Grey	950 x 600 x 1120 mm	100 kg	Yes

Optional castors: KM1000-4, KM1000-6.



## DRYING TROLLEY

Powdercoated. 25 shelves. Distance between shelves: 45 mm. Shelf capacity: 4 kg. Castors: 4 swivel 2 with brake. Castors diameter: 100 mm.

PRODUCT	COLOUR	DIMENSIONS (LxWxH)	LOAD	BRAKES
KM152977	Grey	950 x 600 x 1640 mm	100 kg	Yes

Optional castors: KM1000-4, KM1000-6.



## DRYING TROLLEY

Powdercoated. Shelf capacity: 20 kg. Castors: 4 swivel 2 with brake. Castors diameter: 125 mm.

PRODUCT	COLOUR	DIMENSIONS (LxWxH)	LOAD	BRAKES
KM152979	White	1520 x 860 x 1960 mm	300 kg	Yes





## Stack, move, store

Our popular dollies and bin trolleys are available in a variety of designs and models. Choose the one that best matches your business.

Your workmate  
BIN TROLLEY, KM164

## TRAY TROLLEY

Suitable for Euroboxes 600 x 400 mm. 18 shelves. Distance between shelves: 90 mm. Shelf capacity: 8 kg. Castors: 4 swivel. Castors diameter: 100 mm.

PRODUCT	COLOUR	DIMENSIONS (LxWxH)	LOAD	BRAKES
KM160	Electro galvanised	600 x 440 x 1880 mm	150 kg	No
KM160B	Electro galvanised	600 x 440 x 1880 mm	150 kg	Yes

Accessories: KM160P. Optional castors: KM1000-4.



## ACCESSORIES SHELF

PRODUCT	COLOUR	DIMENSIONS (LxWxH)	LOAD	BRAKES
KM160P	Electro galvanised	440 x 540 x 24 mm	-	-



## TRAY TROLLEY

36 shelves. Distance between shelves: 45 mm. Shelf capacity: 4 kg. Castors: 4 swivel. Castors diameter: 100 mm.

PRODUCT	COLOUR	DIMENSIONS (LxWxH)	LOAD	BRAKES
KM161	Electro galvanised	600 x 440 x 1880 mm	150 kg	No
KM161B	Electro galvanised	600 x 440 x 1880 mm	150 kg	Yes

Accessories: KM160P. Optional castors: KM1000-4.



## BIN TROLLEY

Powdercoated. 21 shelves. Distance between shelves: 123 mm. Shelf capacity: 7 kg. Castors: 4 swivel 2 with brake. Castors diameter: 100 mm.

PRODUCT	COLOUR	DIMENSIONS (LxWxH)	LOAD	BRAKES
KM154	White	950 x 420 x 1205 mm	150 kg	Yes

Accessories: KM154-R1, KM154-V1, KM154-V2. Optional castors: KM1000-6.





(Lid, KM154-V2).

PRODUCT	COLOUR	DIMENSIONS (LxWxH)	LOAD	BRAKES
KM154-R1	Red	420 x 260 x 105 mm	-	-
KM154-V1	White	420 x 260 x 105 mm	-	-
KM154-V2	White	420 x 260 x 10 mm	-	-



BIN TROLLEY

Suitable for Euroboxes 600 x 400 mm. 11 shelves. Distance between shelves: 150 mm. Shelf capacity: 13 kg. Castors: 4 swivel. Castors diameter: 100 mm.

PRODUCT	COLOUR	DIMENSIONS (LxWxH)	LOAD	BRAKES
KM162	Electro galvanised	460 x 590 x 1880 mm	150 kg	No
KM162B	Electro galvanised	460 x 590 x 1880 mm	150 kg	Yes

Optional castors: KM1000-4.



BIN TROLLEY

Suitable for Euroboxes 600 x 400 mm. 8 shelves. Distance between shelves: 210 mm. Shelf capacity: 18 kg. Castors: 4 swivel. Castors diameter: 100 mm.

PRODUCT	COLOUR	DIMENSIONS (LxWxH)	LOAD	BRAKES
KM164	Electro galvanised	460 x 590 x 1880 mm	150 kg	No
KM164B	Electro galvanised	460 x 590 x 1880 mm	150 kg	Yes

Optional castors: KM1000-4.



BIN TROLLEY

4 shelves. Shelf capacity: 37 kg. Castors: 4 swivel. Castors diameter: 100 mm.

PRODUCT	COLOUR	DIMENSIONS (LxWxH)	LOAD	BRAKES
KM165S	Electro galvanised	410 x 585 x 1880 mm	150 kg	No
KM165SB	Electro galvanised	410 x 585 x 1880 mm	150 kg	Yes
KM165DK	Electro galvanised	435 x 585 x 1880 mm	150 kg	No
KM165DKB	Electro galvanised	435 x 585 x 1880 mm	150 kg	Yes

Accessories: KM167-G. Optional castors: KM1000-4.



Powdercoated. Adjustable shelves. Interior dimensions: 420 x 540 x 1110 mm. 3 shelves. Shelf capacity: 50 kg. Castors: 4 swivel 2 with brake. Castors diameter: 100 mm.

PRODUCT	COLOUR	DIMENSIONS (LxWxH)	LOAD	BRAKES
KM168-3LS	Dark Grey	477 x 638 x 1300 mm	250 kg	Yes

Accessories: KM168-HS, KM168-H.



Powdercoated. Adjustable shelves. Interior dimensions: 820 x 540 x 1110 mm. 3 shelves. Shelf capacity: 50 kg. Castors: 4 swivel 2 with brake. Castors diameter: 100 mm.

PRODUCT	COLOUR	DIMENSIONS (LxWxH)	LOAD	BRAKES
KM168-3LM	Dark Grey	877 x 638 x 1300 mm	250 kg	Yes

Accessories: KM168-HM, KM168-H.



Powdercoated. Adjustable shelves. Interior dimensions: 1220 x 540 x 1110 mm. 3 shelves. Shelf capacity: 50 kg. Castors: 4 swivel 2 with brake. Castors diameter: 100 mm.

PRODUCT	COLOUR	DIMENSIONS (LxWxH)	LOAD	BRAKES
KM168-3LL	Dark Grey	1277 x 638 x 1300 mm	250 kg	Yes

Accessories: KM168-HL, KM168-H.



Powdercoated. Adjustable shelves. Interior dimensions: 420 x 540 x 1660 mm. 5 shelves. Shelf capacity: 50 kg. Castors: 4 swivel 2 with brake. Castors diameter: 100 mm.

PRODUCT	COLOUR	DIMENSIONS (LxWxH)	LOAD	BRAKES
KM168-5HS	Dark Grey	477 x 638 x 1850 mm	250 kg	Yes

Accessories: KM168-HS, KM168-H.



Powdercoated. Adjustable shelves. Interior dimensions: 820 x 540 x 1660 mm. 5 shelves. Shelf capacity: 50 kg. Castors: 4 swivel 2 with brake. Castors diameter: 100 mm.

PRODUCT	COLOUR	DIMENSIONS (LxWxH)	LOAD	BRAKES
KM168-5HM	Dark Grey	877 x 638 x 1850 mm	250 kg	Yes

Accessories: KM168-HM, KM168-H.



Powdercoated. Adjustable shelves. Interior dimensions: 1220 x 540 x 1660 mm. 5 shelves. Shelf capacity: 50 kg. Castors: 4 swivel 2 with brake. Castors diameter: 100 mm.

PRODUCT	COLOUR	DIMENSIONS (LxWxH)	LOAD	BRAKES
KM168-5HL	Dark Grey	1277 x 638 x 1850 mm	250 kg	Yes

Accessories: KM168-HL, KM168-H.



ACCESSORIES SERIE 168 SHELF

Shelf capacity: 50 kg.

PRODUCT	COLOUR	DIMENSIONS (LxWxH)	LOAD	BRAKES
KM168-HS	Electro galvanised	420 x 600 x 50 mm	50 kg	-
KM168-HM	Electro galvanised	820 x 600 x 50 mm	50 kg	-
KM168-HL	Electro galvanised	1220 x 600 x 50 mm	50 kg	-



ACCESSORIES SERIE 168 HANDLE

PRODUCT	COLOUR	DIMENSIONS (LxWxH)	LOAD	BRAKES
KM168-H	Dark Grey	382 x 22 x 130 mm	-	-



## BIN TROLLEY

Suitable for Euroboxes 600 x 400 mm. 7 shelves. Distance between shelves: 195 mm. Shelf capacity: 21 kg. Castors: 4 swivel. Castors diameter: 100 mm.

PRODUCT	COLOUR	DIMENSIONS (LxWxH)	LOAD	BRAKES
KM166	Electro galvanised	660 x 410 x 1850 mm	150 kg	No
KM166B	Electro galvanised	660 x 410 x 1850 mm	150 kg	Yes

Optional castors: KM1000-4.



## BIN TROLLEY

Add rails (KM167-G) and shelves (KM167-H). 63 holes, cc 25mm, rails/shelves are mounted horizontally or in angles 16, 30 or 40 degrees. Suitable for Euroboxes 600 x 400 mm. Castors: 4 swivel. Castors diameter: 100 mm.

PRODUCT	COLOUR	DIMENSIONS (LxWxH)	LOAD	BRAKES
KM167	Electro galvanised	470 x 585 x 1880 mm	150 kg	No
KM167B	Electro galvanised	470 x 585 x 1880 mm	150 kg	Yes

Accessories: KM167-G, KM167-H. Optional castors: KM1000-4.



## ACCESSORIES RAILS

PRODUCT	COLOUR	DIMENSIONS (LxWxH)	LOAD	BRAKES
KM167-G	Electro galvanised	592 x 54 x 25 mm	-	-



## ACCESSORIES SHELF

PRODUCT	COLOUR	DIMENSIONS (LxWxH)	LOAD	BRAKES
KM167-H	Electro galvanised	592 x 408 x 25 mm	-	-



## BIN TROLLEY

Powdercoated. Suitable for Euroboxes 600 x 400 mm. 3 shelves. Distance between shelves: 340 mm. Shelf capacity: 50 kg. Castors: 2 fixed 2 swivel with brake. Castors diameter: 100 mm.

PRODUCT	COLOUR	DIMENSIONS (LxWxH)	LOAD	BRAKES
KM167-3E	Blue	800 x 415 x 1100 mm	150 kg	Yes

Accessories: KMID-F1673E-A4L, KMID-F1673E-A4S, KMID-F1673E-A5L. Optional castors: KM143-5, KM143-9, KM143-11, KM143-13.



ACCESSORIES SIGN, A4 & A5

PRODUCT	COLOUR	DIMENSIONS (LxWxH)	LOAD	BRAKES
KMID-F1673E-A5L	Electro galvanised	221 x 50 x 156 mm	-	-
KMID-F1673E-A4L	Electro galvanised	306 x 50 x 221 mm	-	-
KMID-F1673E-A4S	Electro galvanised	221 x 50 x 306 mm	-	-



SILENT CASTORS DOLLY

Castors: 2 fixed 2 swivel. Castors diameter: 75 mm.

PRODUCT	COLOUR	DIMENSIONS (LxWxH)	LOAD	BRAKES
KM672	Electro galvanised	616 x 416 x 128 mm	100 kg	No



SILENT CASTORS DOLLY

Castors: 4 swivel. Castors diameter: 75 mm.

PRODUCT	COLOUR	DIMENSIONS (LxWxH)	LOAD	BRAKES
KM672L	Electro galvanised	616 x 416 x 128 mm	100 kg	No



Castors: 4 swivel. Castors diameter: 100 mm.

PRODUCT	COLOUR	DIMENSIONS (LxWxH)	LOAD	BRAKES
KM673	Electro galvanised	600 x 400 x 160 mm	300 kg	No
KM674	Electro galvanised	800 x 600 x 160 mm	300 kg	No

Accessories: KM673-D, KM670S. Optional castors: KM1000-4, KM1000-6.



Castors: 4 swivel. Castors diameter: 100 mm.

PRODUCT	COLOUR	DIMENSIONS (LxWxH)	LOAD	BRAKES
KM675	MDF, brown	600 x 400 x 140 mm	300 kg	No
KM676	MDF, brown	600 x 600 x 140 mm	300 kg	No

Optional castors: KM1000-4, KM1000-6.



Castors: 4 swivel. Castors diameter: 100 mm.

PRODUCT	COLOUR	DIMENSIONS (LxWxH)	LOAD	BRAKES
KM679	MDF, brown	600 x 400 x 140 mm	300 kg	No
KM680	MDF, brown	600 x 600 x 140 mm	300 kg	No

Optional castors: KM1000-4, KM1000-6.



Castors: 4 swivel. Castors diameter: 100 mm.

PRODUCT	COLOUR	DIMENSIONS (LxWxH)	LOAD	BRAKES
KM681	Burgundy	615 x 415 x 170 mm	200 kg	No



Castors: 4 swivel. Castors diameter: 100 mm.

PRODUCT	COLOUR	DIMENSIONS (LxWxH)	LOAD	BRAKES
KM682	Blue	615 x 415 x 170 mm	200 kg	No



DOLLY

Castors: 4 swivel. Castors diameter: 100 mm.

PRODUCT	COLOUR	DIMENSIONS (LxWxH)	LOAD	BRAKES
KM683	Red	625 x 425 x 170 mm	250 kg	No



DOLLY

Castors: 4 swivel. Castors diameter: 100 mm.

PRODUCT	COLOUR	DIMENSIONS (LxWxH)	LOAD	BRAKES
KM684	Blue	625 x 425 x 170 mm	275 kg	No



SILENT CASTORS DOLLY

Castors: 4 swivel. Castors diameter: 100 mm.

PRODUCT	COLOUR	DIMENSIONS (LxWxH)	LOAD	BRAKES
KM685	Blue	625 x 425 x 170 mm	275 kg	No



Castors: 4 swivel. Castors diameter: 100 mm.

PRODUCT	COLOUR	DIMENSIONS (LxWxH)	LOAD	BRAKES
KM686	Burgundy	610 x 410 x 180 mm	250 kg	No



DOLLY STAND

Castors: 4 swivel. Castors diameter: 100 mm.

PRODUCT	COLOUR	DIMENSIONS (LxWxH)	LOAD	BRAKES
KM670S	Electro galvanised	730 x 530 x 1740 mm	75 kg	No

Optional castors: KM1000-4, KM1000-6.




ACCESSORIES HANDLE

PRODUCT	COLOUR	DIMENSIONS (LxWxH)	LOAD	BRAKES
KM673-D	Electro galvanised	404 x 180 x 944 mm	-	-







# Castors that keep your business rolling

FOR MORE THAN 20 YEARS, WE HAVE BEEN WORKING CLOSELY WITH TENTE – THE BIGGEST WHEEL AND CASTOR MANUFACTURER IN EUROPE. TOP QUALITY CASTORS FROM TENTE ARE USED ON THOUSANDS OF MOBILE SOLUTIONS ALL OVER THE WORLD. THROUGH OUR WORKING RELATIONSHIP, WE ENSURE THAT OUR PRODUCTS PRESENT THE BEST POSSIBLE FUNCTION AND ERGONOMICS.



## A bit of castor knowledge

**THERE ARE SOME FUNDAMENTAL PRINCIPLES THAT ARE GOOD TO KNOW WHEN CHOOSING CASTORS FOR YOUR TROLLEY**

- Big castors run more smoothly than little ones
- Hard castors have lower rolling resistance than soft ones
- Castors with a soft contact surface damp down noise and vibrations better than hard castors
- Hard castors work best on soft surfaces, and vice versa
- Double castors swivel more easily than single castors

**THE BRACKET THAT HOLDS THE WHEEL CAN BE FIXED OR SWIVEL**

Wheels with a swivel bracket are often called “castors”, and are available with or without brakes. Some brackets are also available with direction lock and/or brake in the direction of travel. It is common to combine two different types of bracket on the same product.



## Move heavy loads without straining

It takes 40 kg of force to start a trolley with a loaded weight of 400 kg. To facilitate the handling of heavy loads, we recommend fitting “e-drive flex”, the electric power drive solution from Tente.

E-drive flex not only provides start assistance, but also helps to make turns and complete other manoeuvres. The powered drive helps staff work more efficiently, while reducing stresses and strains – and the risk of developing pain in the neck, back and joints.

E-drive flex is distinguished by a robust, powerful design including replaceable wheels. The drive wheel retracts in standby mode, leaving the space beneath the trolley unobstructed. The system features stepless speed adjustment (forward and reverse), and the ergonomic handles are fitted with LED diodes displaying system functions and battery level.

E-drive flex can be easily retrofitted to most trolleys. Max. weight: 400 kg.

## ASK US

We at Kongamek have extensive knowledge about wheels and castors, and we will make sure your trolley has the best possible castors.



### THE PRINCIPAL CRITERION FOR CHOOSING THE MATERIAL IS THE WEIGHT CAPACITY YOU NEED

- Polypropylene is usually sufficient for small trolleys.
- Polyamide/"nylon" is a strong synthetic material that can handle loads weighing hundreds of kilos.
- Aluminium, steel and cast iron are typically used for heavier assignments.

### THE CASTOR COATING DETERMINES ROLLING PROPERTIES AND WEIGHT CAPACITY

Hard castors – such as polyamide castors – are supplied without coating. Rubber and polyurethane coatings are available in different degrees of hardness, although rubber coatings are generally softer and cheaper, while polyurethane ones are harder-wearing. Soft wheel treads deal better with uneven surfaces than hard ones.

### BEARING TYPE IS DEFINED BY WEIGHT AND HOW MUCH THE TROLLEY IS TO TRAVEL

If the trolley is light, it is not usually necessary to choose special bearings. Ball bearings provide the least rolling resistance.

## Design your castors

You can now design your own castor walls. Highlight your brand, adapt the trolley to match the surroundings, or come up with a distinctive appearance that is sure to attract attention.

The choice is yours – we can design castors to match your wishes exactly. Through our partner Tente, we can apply a fully personalised design to LINEA castors with diameters of 65, 75 and 100 mm, and to flat castor walls with diameters of 75 and 100 mm.

Contact us for advice and guidance.



# Common castors & wheel types

## LIGHT TROLLEYS *Trolleys with a capacity of up to 150 kg*



WHEEL TYPE	MATERIAL TREAD	DIAMETER	BEARINGS	PROPERTIES
1. Castor, standard	Polyurethane	100-125mm	Slide bearings	Hard-wearing tread. Low rolling resistance
2. Castor, standard	Thermoplastic rubber	100-125mm	Ball bearings	Lower start force due to ball bearings in the wheel hub. Improved manoeuvrability on account of double rows of bearings in the ball race. Quieter thanks to the softer tread.

## MEDIUM TROLLEYS *Trolleys with capacities up to 250 kg*



WHEEL TYPE	MATERIAL TREAD	DIAMETER	BEARINGS	PROPERTIES
3. Castor, standard	Thermoplastic rubber	100-125mm	Ball bearings	Lower start force due to ball bearings in the wheel hub. Improved manoeuvrability on account of double rows of bearings in the ball race. Quieter thanks to the softer tread.
4. Flat-free	PU foam	100-125mm	Ball bearings	A lot quieter on account of the soft tread. Gentler transport of goods. Easy to negotiate obstacles (door sills, for instance) on account of the softness of the tread.
5. Design	Thermoplastic rubber	100-125mm	Ball bearings	Less start force. Springy synthetic material with low noise level. Easy to clean on account of the smooth surfaces.
6. Castors, double	Polyurethane	100mm	Ball bearings	Improved mobility and manoeuvrability due to the double wheels. Design castors in synthetic material with a spring effect; own print available on castor walls. Easy to clean on account of the smooth surfaces.
7. Central locking	Thermoplastic rubber	125mm	Ball bearings	Multi-functional castors where you can switch between functions: four castors/direction lock/central locking. Low noise level. Easy to clean on account of the smooth surfaces.
8. ESD	Solid rubber	75-125mm	Ball bearings	Less start force. Low noise level. Excellent at negotiating obstacles.
9. Stainless	Thermoplastic rubber	125mm	Ball bearings	Corrosion resistant. Springy synthetic material with low noise level. Easy to clean on account of the smooth surfaces.

## HEAVY TROLLEYS *Trolleys with capacities from 300 kg*



WHEEL TYPE	MATERIAL TREAD	DIAMETER	BEARINGS	PROPERTIES
10. Solid rubber	Rubber	160-200mm	Roller bearings	Universal castors, functions indoors and out. Less rolling resistance on account of roller bearings in the axles.
11. Nylon	Polyamide	160-200mm	Roller bearings	Low friction against the surface, results in low start force. Higher load. Does not become flat if the wheel is left under a load for a long time.
12. Elastic	Elastic rubber	160-200mm	Roller bearings	Extremely low noise level on account of soft tread. Gentler transport of goods. Works well indoors, outdoors and in trolley trains.
13. Heavy load	Polyurethane	160-200mm	Roller bearings	Low start force. High load. Extremely hard-wearing tread; also functions in trolley trains.
14. Air rubber	Rubber	260-400mm	Roller bearings/ Ball bearings	Designed for tough environments and uneven surfaces. Easily negotiates obstacles. Low noise level.
15. Flat-free	Rubber	260-400mm	Roller bearings/ Ball bearings	Improves reliability and cuts down on wheel replacement. Easily negotiates obstacles and uneven surfaces. Low noise level.



**KONGAMEK YOUR WORKMATE**











# Index

153HYLLA.....	86	KM139-11.....	123	KM183-1B.....	24	KM300-HS.....	144	KM530-3B.....	135	KM872-KO.....	45
153HYLLA-S.....	86	KM139-22.....	123	KM183-2.....	24	KM300-HTG.....	143	KM531-2.....	135	KM872-KOB.....	45
153KORG.....	86	KM139-33.....	123	KM183-6B.....	24	KM300-HTGS.....	143	KM531-2B.....	135	KM872-MA.....	45
153KORG-S.....	86	KM140-2.....	120	KM191.....	119	KM300-KA.....	143	KM531-3.....	135	KM872-MAB.....	45
KM3D.....	106	KM140-2B.....	120	KM191-ESD.....	48	KM300-M12.....	142	KM531-3B.....	135	KM873-BJ.....	45
KM3D-G.....	106	KM140-3.....	120	KM192.....	119	KM300-M12B.....	142	KM532-2.....	133	KM873-BJB.....	45
KM14-HF.....	98	KM140-3B.....	120	KM197.....	33	KM300-M17.....	142	KM532-2B.....	133	KM873-BO.....	46
KM30BF.....	18	KM145-L.....	26	KM198.....	33	KM300-M17B.....	142	KM532-3.....	133	KM873-KOB.....	46
KM30CR.....	168	KM146.....	123	KM199.....	33	KM300-MHB.....	143	KM532-3B.....	133	KM873-KO.....	46
KM30GF.....	18	KM147.....	123	KM200-730.....	106	KM300-RM12.....	142	KM533-2.....	134	KM873-KOB.....	46
KM30KV.....	84	KM151.....	83	KM200-850.....	106	KM300-RM17.....	142	KM533-2B.....	134	KM873-MA.....	46
KM30RF.....	18	KM151S.....	83	KM201-600.....	107	KM300-RS12.....	142	KM533-3.....	134	KM873-MAB.....	46
KM30SF.....	18	KM151S4.....	83	KM201-1000.....	107	KM300-RS17.....	142	KM533-3B.....	134	KM882-14.....	168
KM70BF.....	18	KM152.....	83	KM202.....	106	KM300-S12.....	141	KM535-2H.....	134	KM882-B.....	169
KM70G.....	18	KM153.....	87	KM202-N.....	106	KM300-S12B.....	141	KM535-2HB.....	134	KM944.....	179
KM70GF.....	18	KM153-H.....	85	KM202-P.....	106	KM300-S17.....	141	KM535-2L.....	134	KM945.....	179
KM70HS.....	19	KM153-HB.....	85	KM203-4.....	107	KM300-S17B.....	141	KM535-2LB.....	134	KM946.....	179
KM70RF.....	18	KM153-HBS.....	85	KM207.....	89	KM300-2.....	130	KM535-3H.....	134	KM950.....	56
KM70SF.....	18	KM153-HH.....	85	KM208.....	89	KM330-2B.....	130	KM535-3HB.....	134	KM972-BJ.....	44
KM80.....	163	KM153-HHB.....	85	KM209.....	89	KM330-3.....	130	KM535-3L.....	134	KM972-BJB.....	44
KM80B.....	163	KM153-HHS.....	85	KM213.....	172	KM330-3B.....	130	KM535-3LB.....	134	KM972-BO.....	45
KM80-H.....	166	KM153-HHS.....	85	KM215.....	101	KM331-2.....	131	KM536-2.....	134	KM972-BOB.....	45
KM80-S.....	160	KM153-HS.....	85	KM215PF.....	101	KM331-2B.....	131	KM536-2B.....	134	KM972-KO.....	45
KM84.....	163	KM153-HT.....	85	KM216.....	37	KM331-3.....	131	KM536-3.....	134	KM972-KOB.....	45
KM84B.....	163	KM153-HTB.....	85	KM217.....	112	KM331-3B.....	131	KM536-3B.....	134	KM972-KO.....	45
KM84-H.....	166	KM153-HTBS.....	85	KM217-B.....	112	KM332-2.....	129	KM536-3B.....	134	KM972-MAB.....	45
KM85.....	163	KM153-HTS.....	85	KM217B.....	112	KM332-2B.....	129	KM537-2.....	133	KM973-BJ.....	45
KM85B.....	163	KM153-SS.....	17	KM217-BB.....	112	KM332-2B-DG-ERGO.....	127	KM537-3.....	133	KM973-BJB.....	45
KM85-H.....	166	KM153-SS-ESD.....	53	KM217-BH.....	111	KM332-3.....	129	KM537-3B.....	133	KM973-KOB.....	46
KM88.....	163	KM153-T.....	86	KM217-BHB.....	111	KM332-3B.....	129	KM538-2.....	133	KM973-KOB.....	46
KM88B.....	163	KM153-TB.....	86	KM217-D.....	115	KM332-3B-DG-ERGO.....	127	KM538-2B.....	133	KM973-KO.....	46
KM88-H.....	166	KM153-TBS.....	86	KM217-E.....	114	KM333-2.....	129	KM538-3.....	133	KM973-KOB.....	46
KM89.....	164	KM153-TS.....	86	KM217-EPB.....	114	KM333-2B.....	129	KM538-3B.....	133	KM973-MA.....	46
KM89B.....	164	KM153-TT.....	86	KM217-F.....	111	KM333-3.....	129	KM539.....	172	KM973-MAB.....	46
KM100.....	89	KM153-TTB.....	86	KM217-FIN-B.....	113	KM333-3B.....	129	KM539B.....	172	KM973-MA.....	46
KM101.....	90	KM153-TTBS.....	86	KM217-FIN-BB.....	113	KM335-2H.....	130	KM600-07401.....	145	KM973-MAB.....	46
KM102.....	90	KM153-TTS.....	86	KM217-FIN-R.....	113	KM335-2HB.....	130	KM600H.....	26	KM1000E.....	80
KM102PF.....	90	KM154.....	184	KM217-FIN-RB.....	113	KM335-2HB-DG-ERGO.....	127	KM600HHL.....	144	KM1091.....	165
KM103.....	90	KM154-R1.....	185	KM217-H.....	111	KM335-2L.....	130	KM600-HL.....	144	KM1091B.....	165
KM104.....	91	KM154-V1.....	185	KM217-HB.....	111	KM335-2LB.....	130	KM600-HL.....	144	KM1091-H.....	166
KM104-H.....	91	KM154-V2.....	185	KM217-HD.....	115	KM335-3H.....	130	KM600-HTG.....	144	KM1105.....	69
KM104-HPF.....	92	KM155.....	87	KM221.....	113	KM335-3HB.....	130	KM600-L17.....	142	KM1105B.....	69
KM104-HPFR.....	91	KM155-1.....	87	KM221-B.....	113	KM335-3HB-DG-ERGO.....	127	KM600-L17B.....	142	KM1106.....	70
KM104-HPL.....	92	KM155-2.....	87	KM221-BB.....	113	KM335-3L.....	130	KM600-M17.....	142	KM1106B.....	70
KM104PF.....	91	KM156.....	84	KM221-BH.....	111	KM335-3LB.....	130	KM600-MHB.....	145	KM1200.....	164
KM104-PL.....	92	KM157.....	85	KM221-BHB.....	111	KM336-2.....	130	KM600-TB.....	145	KM1200L.....	56
KM105.....	92	KM158-AV.....	82	KM221-EPB.....	114	KM336-2B.....	130	KM630-2.....	137	KM1210.....	164
KM105PF.....	93	KM158-BV.....	82	KM221-EP.....	114	KM336-3.....	130	KM630-2B.....	137	KM1210B.....	164
KM106.....	93	KM158-DG.....	82	KM221-EPB.....	114	KM337-1.....	128	KM630-2B.....	137	KM1215.....	164
KM106PF.....	93	KM158-LG.....	82	KM221-EPHB.....	114	KM337-1B.....	128	KM630-3B.....	137	KM1215B.....	164
KM107.....	93	KM160.....	184	KM221-FIN-B.....	113	KM337-2.....	128	KM631-2B.....	137	KM1500L.....	56
KM115BF.....	18	KM160B.....	184	KM221-FIN-BB.....	113	KM337-2B.....	128	KM631-2B.....	137	KM1620-AA.....	168
KM115GF.....	18	KM160BF.....	184	KM221-FIN-R.....	113	KM337-2B-DG-ERGO.....	127	KM631-3B.....	137	KM1620-AR.....	169
KM115HS.....	19	KM160GF.....	18	KM221-FIN-RB.....	113	KM337-2HS.....	128	KM631-3B.....	137	KM1620-AV.....	168
KM115RF.....	18	KM160RF.....	184	KM221-H.....	111	KM337-3.....	128	KM632-2B.....	135	KM1620-B.....	169
KM115SF.....	18	KM160SF.....	18	KM221-HB.....	111	KM337-3B.....	128	KM632-3.....	135	KM1620-BV.....	168
KM123-E.....	100	KM161.....	184	KM221-S.....	116	KM337-3B-DG-ERGO.....	127	KM632-3B.....	135	KM1620-VA.....	168
KM124.....	100	KM161B.....	184	KM221-SP-B.....	116	KM337-EK.....	128	KM632-3B.....	135	KM1620-VR.....	169
KM124B.....	100	KM162.....	185	KM221-ST.....	116	KM337-ERGO.....	129	KM633-2.....	136	KM1620-VV.....	168
KM125.....	100	KM162B.....	185	KM222.....	113	KM338-2.....	129	KM633-2B.....	136	KM1688-E.....	138
KM125-AV.....	102	KM164.....	185	KM222-B.....	113	KM338-2B.....	129	KM633-3.....	136	KM1720-1.....	21
KM125-E.....	100	KM164B.....	185	KM222-BB.....	113	KM338-2B-DG-ERGO.....	127	KM633-3B.....	136	KM1720-1B.....	21
KM125-EFF.....	101	KM165DK.....	185	KM222-BB.....	113	KM338-3.....	129	KM635-2H.....	136	KM1720-6.....	21
KM125PF.....	101	KM165DKB.....	185	KM222-BH.....	111	KM338-3B.....	129	KM635-2HB.....	136	KM1720-6B.....	21
KM126.....	100	KM165S.....	185	KM222-BHB.....	111	KM338-3B-DG-ERGO.....	127	KM635-2L.....	136	KM1720-BJ.....	21
KM126-E.....	100	KM165SB.....	185	KM222-EP.....	115	KM373-6.....	24	KM635-2LB.....	136	KM1720-BB.....	21
KM126-EFF.....	101	KM166.....	188	KM222-EPB.....	115	KM373-6B.....	24	KM635-3H.....	136	KM1720-BO.....	21
KM126PF.....	101	KM166B.....	188	KM222-EPA.....	115	KM400-HDG-LG.....	13	KM635-3HB.....	136	KM1720-BOB.....	21
KM129.....	57	KM166-RF.....	155	KM222-EPHB.....	115	KM400-HDG-LG.....	13	KM635-3L.....	136	KM1720-TS.....	27
KM129PF.....	57	KM167.....	188	KM222-FIN-B.....	114	KM400LF.....	13	KM636-2.....	136	KM1720-TSU.....	27
KM130-1.....	122	KM167-3E.....	189	KM222-FIN-R.....	114	KM400PF.....	13	KM636-2B.....	136	KM1730-6.....	21
KM130-1B.....	122	KM167B.....	188	KM222-FIN-RB.....	114	KM430-2.....	132	KM636-3.....	136	KM1730-6B.....	21
KM130-2.....	122	KM167-ESD.....	48	KM222-H.....	111	KM430-2B.....	132	KM636-3B.....	136	KM1987.....	46
KM130-2B.....	122	KM167-ESDB.....	48	KM222-HB.....	111	KM430-3.....	132	KM637-2.....	135	KM1987-S.....	46
KM130-3.....	122	KM167-G.....	111	KM223.....	112	KM430-3B.....	132	KM637-2B.....	135	KM1987-V.....	46
KM130-3B.....	122	KM167-H.....	188	KM223-H-1.....	116	KM431-2.....	133	KM637-2B.....	135	KM2000.....	161
KM130-HL.....	26	KM168-3LL.....	186	KM224.....	112	KM431-2B.....	133	KM637-3B.....	135	KM2000-3B.....	162
KM132-1.....	120	KM168-3LM.....	186	KM224B.....	112	KM431-3.....	133	KM670S.....	192	KM2000-4.....	162
KM132-1B.....	120	KM168-3LS.....	186	KM232.....	125	KM431-3B.....	133	KM672.....	189	KM2000-4B.....	162
KM132-2.....	121	KM168-5HL.....	187	KM232-2B.....	125	KM432-2.....	131	KM672L.....	189	KM2000B.....	161
KM132-2B.....	121	KM168-5HM.....	187	KM232-3.....	125	KM432-3.....	131	KM673.....	190	KM2000DP.....	56
KM132-3.....	121	KM168-5HS.....	186	KM232-3B.....	125	KM432-3B.....	131	KM673-D.....	53	KM2000L.....	56
KM133-1.....	121	KM168-HL.....	187	KM233.....	126	KM433-2.....	131	KM673-ESD.....	52	KM2000-RL.....	56
KM133-1B.....	121	KM168-HL.....	187	KM233-2.....	126	KM433-2B.....	131	KM674.....	190	KM2000-S.....	162
KM133-2.....	121	KM168-HM.....	187	KM233-3.....	126	KM433-3.....	131	KM675.....	190	KM2000X800.....	166
KM133-2B.....	121	KM168-HS.....	187	KM234-2.....	126	KM433-3B.....	131	KM676.....	190	KM2010.....	162
KM133-3.....	121	KM170-1.....	23	KM234-3.....	126	KM435-2H.....	132	KM679.....	190	KM2010B.....	162
KM133-3B.....	121	KM170-1B.....	23	KM234-4.....	126	KM435-2HB.....	132	KM680.....	190	KM2105.....	69
KM135-1.....	121	KM170-6.....	23	KM234-2B.....	126	KM435-2L.....	132	KM681.....	190	KM2105B.....	69
KM135-1B.....	121	KM170-6B.....	23	KM234-3B.....	126	KM435-2LB.....	132	KM682.....	191	KM2106.....	70
KM135-2.....	122	KM0170H4M10.....	159	KM235-2.....	126	KM435-3H.....	132	KM683.....	191	KM2106B.....	70
KM135-2B.....	122	KM0170H4M10B.....	159	KM235-3.....	126	KM435-3HB.....	132	KM684.....	191	KM2500.....	13
KM135-3.....	122	KM171-1.....	23	KM236-2.....	126	KM435-3LB.....	132	KM685.....	191	KM2500L.....	56
KM135-3B.....	122	KM171-1B.....	23	KM236-3.....	126	KM436-2.....	132	KM686.....	192	KM2501.....	13
KM137-1.....	119	KM171-6.....	23	KM236-4.....	126	KM436-2B.....	132	KM731-4.....	137	KM3025.....	15
KM137-1B.....	119	KM171-6B.....	23	KM237.....	126	KM436-3.....	132	KM731-4B.....	137	KM3025-ESD.....	53
KM137-2.....	120	KM172-1.....	24	KM237-2.....	126	KM436-3B.....	132	KM731-5B.....	137	KM3026.....	15
KM137-2B.....	120	KM172-1B.....	24	KM238-2.....	126	KM437.....	131	KM731-5B.....	137	KM3026-ESD.....	53
KM137-3.....	120	KM172-6.....	24	KM238-3.....	126	KM437-2.....	131	KM731-64.....	138	KM3027.....	16
KM137-3B.....	120	KM172-6B.....	24	KM239.....	126	KM437-2B.....	131	KM731-75.....	138	KM3028.....	16
KM138-2.....	120	KM172-ESD.....	48	KM270.....	150	KM437-2B.....					

# Find Your workmate

KM3030-ESD.....53	KM4150-EB.....64	KM8000-2XL-ESDB.....50	KM9000-3XL-ESD.....52	KM60360.....150	KM152974.....181
KM3031.....14	KM4168.....59	KM8000-3L.....73	KM9000-3XL-ESDB.....52	KM60360MR.....151	KM152975.....181
KM3031-2.....14	KM4168-B.....59	KM8000-3L-B.....73	KM9000-4L.....77	KM60360MR-1.....151	KM152976.....182
KM3100.....25	KM4168B.....59	KM8000-3L-CL.....72	KM9000-4LB.....72	KM60360MR-1-S.....151	KM152977.....182
KM3100B.....25	KM4168-BB.....59	KM8000-3L-ESD.....50	KM9000-4L-ESD.....52	KM60360MR-3.....151	KM152979.....182
KM3105.....69	KM4168-E.....59	KM8000-3L-ESDB.....50	KM9000-4L-ESDB.....52	KM60360MR-3-S.....151	KM203110.....34
KM3105B.....69	KM4168-EB.....59	KM8000-3LG.....74	KM9000-4M.....77	KM60360MR-S.....151	KM330000H.....56
KM3106.....70	KM4169.....60	KM8000-3M.....73	KM9000-4MB.....77	KM60363.....150	KM330000H-4.....56
KM3106B.....70	KM4169-B.....60	KM8000-3MB.....73	KM9000-4M-ESD.....52	KM60363MR.....152	KM330095.....55
KM3200.....22	KM4169B.....60	KM8000-3M-ESD.....50	KM9000-4M-ESDB.....52	KM60363MR-2.....152	KM330120.....55
KM3200B.....22	KM4169-BB.....60	KM8000-3M-ESDB.....50	KM9000-4S.....77	KM60363MR-2-S.....152	KM330150.....55
KM3261-R.....32	KM4169-E.....61	KM8000-3S.....73	KM9000-4S-B.....77	KM60363MR-3.....152	KM330150PF.....55
KM3730-6.....21	KM4169-EB.....61	KM8000-3SB.....73	KM9000-4S-ESD.....72	KM60363MR-3-S.....152	KM330200.....55
KM3730-6B.....21	KM4175.....59	KM8000-3S-ESD.....50	KM9000-4S-ESDB.....52	KM60363MR-S.....152	KM330200PF.....55
KM4100.....25	KM4175-B.....60	KM8000-3S-ESDB.....50	KM9000-4XL.....77	KM60363-S.....150	KM330250.....55
KM4100B.....25	KM4175B.....59	KM8000-3XL.....73	KM9000-4XL-B.....77	KM60364.....169	KM330250PF.....55
KM4100-E.....25	KM4175-BB.....60	KM8000-3XL-B.....73	KM9000-4XL-ESD.....52	KM60364-D.....148	KM330300.....55
KM4100-EB.....25	KM4175-E.....60	KM8000-3XL-CL.....72	KM9000-4XL-ESDB.....52	KM60365.....169	KM330300PF.....55
KM4105.....69	KM4175-EB.....60	KM8000-3XL-ESD.....50	KM9000-HA.....78	KM60365-D.....149	KM0550085.....108
KM4105B.....69	KM4176.....61	KM8000-3XL-ESDB.....50	KM9000-HAB.....78	KM60366.....169	KM614473.....125
KM4105-E.....69	KM4176-B.....61	KM8000-3XLG.....74	KM9000-LH.....77	KM60367MRM.....152	KM614474.....125
KM4105-EB.....69	KM4176B.....61	KM8000-4L.....74	KM9000-MH.....77	KM60367MRM-S.....152	KM614475.....125
KM4106.....70	KM4176-BB.....61	KM8000-4LB.....74	KM9000-SH.....77	KM60367MRU.....153	KM640103.....125
KM4106B.....70	KM4176-E.....61	KM8000-4L-CL.....72	KM9000-T.....77	KM60367MRU-S.....153	KM640104.....125
KM4106-E.....70	KM4176-EB.....61	KM8000-4L-ESD.....51	KM9000XHYLLA.....77	KM60368MRM.....153	KM640105.....125
KM4106-EB.....70	KM4200.....22	KM8000-4L-ESDB.....51	KM9100-A.....67	KM60368MRU.....154	KM901000.....107
KM4123.....66	KM4200B.....22	KM8000-4LG.....74	KM9100-HM.....67	KM60368MRU-S.....154	KM901500.....107
KM4123-B.....66	KM4202-BOX.....31	KM8000-4M.....74	KM9105.....70	KM60368MRU-S.....154	KM901800.....107
KM4123B.....66	KM4202-E.....29	KM8000-4MB.....74	KM9105B.....70	KM60369MRU.....155	KM901800-K.....107
KM4123-BB.....66	KM4202-E3.....29	KM8000-4M-ESD.....51	KM9106.....71	KM60369MRU-2.....155	KM1610501.....32
KM4123-E.....66	KM4202-E3B.....29	KM8000-4M-ESDB.....51	KM9106B.....71	KM60369MRU-2-S.....155	KM1610570.....32
KM4123-EB.....66	KM4202-EB.....29	KM8000-4S.....74	KM9112-B.....42	KM60369MRU-S.....155	KM09911911.....109
KM4123-ESD.....49	KM4202-F.....30	KM8000-4S-B.....74	KM9112-B-BJ.....42	KM61357-MINI.....68	KM53631002.....158
KM4123-ESDB.....49	KM4202-FB.....30	KM8000-4S-ESD.....51	KM9112-B-BO.....43	KM71357-MINI.....68	KM53631002W.....158
KM4124.....67	KM4202-FB-ERGO.....30	KM8000-4S-ESDB.....51	KM9112-B-BOB.....43	KM072080Z.....166	KM72801802.....158
KM4124-B.....67	KM4202-F-ERGO.....30	KM8000-4XL.....74	KM9112-KO.....43	KM079119.....109	KM72801802B.....158
KM4124B.....67	KM4202-K.....30	KM8000-4XL-B.....74	KM9112-KOB.....43	KM080040.....108	KM72801803.....159
KM4124-BB.....67	KM4202-KB.....30	KM8000-4XL-CL.....72	KM9112-MA.....43	KM080040L.....109	KM72801803B.....159
KM4124-E.....67	KM4202-KD-DG.....30	KM8000-4XL-ESD.....51	KM9112-MAB.....43	KM080062.....108	KM72801804.....160
KM4124-EB.....67	KM4202-KD-E.....30	KM8000-4XL-ESDB.....51	KM9113-BJ.....43	KM080062A1.....108	KM72801804B.....160
KM4124-ESD.....49	KM4202-RF.....156	KM8000-4XLG.....74	KM9113-BJ-B.....43	KM080085.....108	KM72801804-D.....160
KM4124-ESDB.....49	KM4303-K.....29	KM8000-HA.....75	KM9113-BO.....44	KM080085A1.....108	KM72801804-DB.....160
KM4125.....66	KM4303-KB.....29	KM8000-LH.....74	KM9113-BOB.....44	KM080100.....108	KM72811802P.....161
KM4125-B.....66	KM4404-K.....34	KM8000-MH.....74	KM9113-BO-BO.....44	KM91357-MINI.....68	KM72811803P.....161
KM4125B.....66	KM4404-KP.....34	KM8000-SH.....74	KM9113-KOB.....44	KM96101.....41	KM72811804P.....161
KM4125-BB.....66	KM4404-L.....34	KM8000-T.....75	KM9113-MA.....44	KM96101B.....41	KM120801803.....158
KM4125-E.....66	KM4404-R.....33	KM8000-XLH.....74	KM9113-MAB.....44	KM96200.....41	KM120801803B.....158
KM4125-EB.....66	KM4502-S.....31	KM8100.....26	KM9199.....38	KM96201.....41	KM120801804.....159
KM4126.....59	KM4893-GB.....23	KM8100B.....26	KM9202.....39	KM96202.....42	KM120801804B.....159
KM4126-B.....59	KM4893-GBB.....23	KM8112-BJ.....42	KM9202PF.....39	KM96203.....42	KM200801804.....159
KM4126B.....59	KM5100.....25	KM8112-BJB.....42	KM10000-L.....104	KM96300.....42	KM200801804B.....159
KM4126-BB.....59	KM5100B.....25	KM8112-BO.....43	KM10000-LB.....104	KM96302.....42	KM801201802.....160
KM4126-E.....59	KM5105.....69	KM8112-BOB.....43	KM10000-M.....104	KM96302B.....42	KM801201802B.....160
KM4126-EB.....59	KM5105B.....69	KM8112-KO.....43	KM10000-MB.....104	KM96601.....15	KM801201802-H.....166
KM4127.....60	KM5106.....70	KM8112-KOB.....43	KM10000-S.....104	KM111013.....32	KM1800496221.....31
KM4127-B.....60	KM5106B.....70	KM8112-MA.....43	KM10000-SB.....104	KM113227.....35	KMC1.....98
KM4127B.....60	KM6002.....166	KM8112-MAB.....43	KM11357-MINI.....68	KM113228.....35	KMC12.....65
KM4127-BB.....60	KM6105.....69	KM8113-BJ.....43	KM20080H.....138	KM113229.....35	KMD1.....95
KM4127-E.....61	KM6105B.....69	KM8113-BJB.....43	KM20080L.....139	KM113230.....35	KMD2.....95
KM4127-EB.....61	KM6106.....71	KM8113-BO.....44	KM21357-MINI.....68	KM113500.....84	KMD3.....96
KM4133.....59	KM6106B.....71	KM8113-BOB.....44	KM30170.....15	KM113700.....84	KMD3B.....96
KM4133-B.....60	KM7100.....26	KM8113-KO.....44	KM30770-1.....21	KM113700B.....84	KMFAK-4.....78
KM4133B.....60	KM7100B.....26	KM8113-KOB.....44	KM30770-6.....21	KM1200802P.....166	KMID-F125A4L.....102
KM4133-BB.....60	KM7100B.....26	KM8113-MA.....44	KM30770-BO.....21	KM120510.....165	KMID-F125A4S.....102
KM4133-E.....60	KM7105.....69	KM8113-MAB.....44	KM30770-S6.....22	KM120510B.....165	KMID-F125A4S-102.....102
KM4133-EB.....60	KM7105B.....69	KM8200.....23	KM30770-SBO.....22	KM125077.....181	KMID-F439A4L.....174
KM4134.....61	KM7106.....71	KM8200B.....23	KM30770-TS.....27	KM125077-O.....181	KMID-F439A5L.....174
KM4134-B.....61	KM7106B.....71	KM8200B.....23	KM30773-6.....22	KM125264.....181	KMID-F1673E-A4L.....189
KM4134B.....61	KM07110.....139	KM8200B.....23	KM30773-BO.....22	KM125264-O.....181	KMID-F1673E-A4S.....189
KM4134-BB.....61	KM07200.....96	KM8350.....37	KM30773-S6.....22	KM142650.....171	KMID-F1673E-A5L.....189
KM4134-E.....61	KM07200PF.....97	KM08375.....38	KM30773-SBO.....22	KM142650PL.....171	KMID-FA4L-01.....117
KM4134-EB.....61	KM07300.....94	KM08400.....171	KM30780-1.....23	KM142652.....171	KMID-FA4S-01.....117
KM4144.....62	KM07330.....176	KM08400B.....171	KM30780-M.....23	KM143025-R.....172	KMID-FASL-01.....117
KM4144-B.....62	KM07340.....176	KM08425.....37	KM31357-MINI.....68	KM143025-S.....10	KMKPH-101.....80
KM4144B.....62	KM07340PF.....176	KM08450.....173	KM36720.....29	KM143025-L.....10	KMKPH-101B.....80
KM4144-BB.....62	KM07350.....176	KM08500.....116	KM41357-MINI.....68	KM143075.....10	KMKPH-102.....80
KM4144-E.....62	KM07350-H.....176	KM8500-2L.....141	KM51357-MINI.....68	KM143075-L.....10	KMKPH-102B.....80
KM4144-EB.....62	KM07350-K.....177	KM8500-2M.....141	KM60350.....147	KM143125.....11	KMKPH-104.....80
KM4145.....63	KM07390.....95	KM8500-3L.....141	KM60350MRM.....152	KM143125-L.....11	KMKPH-104B.....80
KM4145-B.....63	KM07401.....75	KM8500-3M.....141	KM60350MRM-S.....152	KM143175.....11	KMKPH-105.....80
KM4145B.....63	KM07401-4202.....31	KM8500-217.....116	KM60350MRU.....153	KM143175-L.....11	KMKPH-105B.....80
KM4145-BB.....63	KM07401-9000.....78	KM9000-2L.....76	KM60350MRU-S.....153	KM143225.....12	KMKPH-109.....80
KM4145-E.....64	KM7731-4.....137	KM9000-2LB.....76	KM60351.....148	KM143225-L.....12	KMKPH-109B.....80
KM4145-EB.....64	KM7731-4B.....137	KM9000-2L-ESD.....51	KM60351MRM.....153	KM143275.....12	KMR1.....165
KM4147.....65	KM7731-5.....137	KM9000-2L-ESDB.....51	KM60351MRM-S.....153	KM143275-L.....12	KMS1.....165
KM4147-B.....65	KM7731-5B.....137	KM9000-2M.....76	KM60351MRU.....154	KM144400.....123	KMS12.....165
KM4147B.....65	KM7731-44.....138	KM9000-2MB.....76	KM60351MRU-S.....154	KM144400B.....123	X2005.....169
KM4147-BB.....65	KM7731-55.....138	KM9000-2M-ESD.....51	KM60354.....148	KM144450.....124	X2005-B.....169
KM4147-E.....65	KM7731-64.....138	KM9000-2M-ESDB.....51	KM60354MRM.....152	KM144500.....124	X2005-L.....78
KM4147-EB.....65	KM7731-75.....138	KM9000-2S.....76	KM60354MRM-S.....152	KM144550.....124	
KM4147-ESD.....48	KM8000-2L.....73	KM9000-2SB.....76	KM60354MRU.....153	KM144600.....124	
KM4147-ESDB.....48	KM8000-2LB.....73	KM9000-2S-ESD.....51	KM60354MRU-S.....153	KM144600B.....124	
KM4148.....65	KM8000-2L-CL.....72	KM9000-2S-ESDB.....51	KM60355.....148	KM144650.....125	
KM4148-B.....65	KM8000-2L-ESD.....50	KM9000-2XL.....76	KM60355-S.....149	KM144900.....94	
KM4148B.....65	KM8000-2L-ESDB.....50	KM9000-2XLB.....76	KM60355MRM.....153	KM144900-L.....16	
KM4148-BB.....65	KM8000-2L-UN.....72	KM9000-2XL-ESD.....51	KM60355MRM-S.....153	KM144903.....17	
KM4148-E.....65	KM8000-2L-UNB.....72	KM9000-2XL-ESDB.....51	KM60355MRU.....154	KM144904.....17	
KM4148-EB.....65	KM8000-2M.....73	KM9000-3L.....76	KM60355MRU-S.....154	KM145251.....94	
KM4148-EB-ESD.....49	KM8000-2MB.....73	KM9000-3LB.....76	KM60355-S.....149	KM145685.....94	
KM4148-ESDB.....49	KM8000-2M-ESD.....50	KM9000-3L-ESD.....52	KM60356.....149	KM145730.....98	
KM4149.....62	KM8000-2M-ESDB.....50	KM9000-3L-ESDB.....52	KM60356MRU.....154	KM145740.....96	
KM4149-B.....63	KM8000-2M-UN.....72	KM9000-3M.....76	KM60356MRU-S.....154	KM145760.....14	
KM4149B.....63	KM8000-2M-UNB.....72	KM9000-3MB.....76	KM60356MRU-2-S.....154	KM145760-E.....14	
KM4149-BB.....63	KM8000-2S.....73	KM9000-3M-ESD.....52	KM60356MRU-S.....154	KM145760-EPF.....14	
KM4149-E.....63	KM8000-2SB.....73	KM9000-3M-ESDB.....52	KM60357.....147	KM145760PF.....14	
KM4149-EB.....63	KM8000-2S-ESD.....50	KM9000-3S.....76	KM60357-MIDI.....147	KM145845.....97	
KM4150.....64	KM8000-2S-ESDB.....50	KM9000-3SB.....76	KM60357-MINI.....147	KM145855.....97	
KM4150-B.....64	KM8000-2XL.....73	KM9000-3S-ESD.....52	KM60358.....25	KM145880.....97	
KM4150B.....64	KM8000-2XLB.....73	KM9000-3S-ESDB.....52	KM60359.....25	KM145961.....96	
KM4150-BB.....64	KM8000-2XL-CL.....72	KM9000-3XL.....76	KM60359-2.....25		
KM4150-E.....64	KM8000-2XL-ESD.....50	KM9000-3XLB.....76			



**WASTE TROLLEYS**  
9-19



**TABLE TROLLEYS**  
20-27



**SHOP TROLLEYS**  
28-35



**CONSTRUCTION TROLLEYS**  
36-39



**DESIGN TROLLEYS**  
40-46



**ESD TROLLEYS**  
47-53



## Your workmate

Comprising around 1,800 standard products, the "Your workmate" range can handle the majority of requirements on the market. For detailed information about all our trolleys, visit [www.kongamek.com](http://www.kongamek.com)

## Customised products

Do you need a customised product? No problem – we help you every step of the way from initial idea to finished product. Contact your sales representative or visit [kongamek.com](http://kongamek.com) to make your inquiry.

## Contact us

Can't find what you're looking for? Send an email to [info@kongamek.se](mailto:info@kongamek.se) or call our customer service department on +46 10 130 66 00.



[kongamek.se](http://kongamek.se)



[kongamek.com](http://kongamek.com)  
(UK)



[kongamek.de](http://kongamek.de)



[kongamek.fr](http://kongamek.fr)



[kongamek.no](http://kongamek.no)



[kongamek.fi](http://kongamek.fi)



[kongamek.dk](http://kongamek.dk)



[kongamek.nl](http://kongamek.nl)



[kongamek.it](http://kongamek.it)



[kongamek.es](http://kongamek.es)



[kongamek.pt](http://kongamek.pt)



### HEAD OFFICE

Dång 2, SE-362 93 Tingsryd, Sweden  
Phone +46 (0)10-130 66 00 • [info@kongamek.se](mailto:info@kongamek.se)



[kongamek.se](http://kongamek.se)